



Company presentation

Infineon Technologies AG

November 2023



Driving decarbonization and digitalization. Together.



Semiconductors are crucial to solve the energy challenges of our time and shape the digital transformation.

This is why Infineon is committed to actively driving decarbonization and digitalization.

As a global semiconductor leader in power systems and IoT, we enable game-changing solutions for green and efficient energy, clean and safe mobility, as well as smart and secure IoT.

We make life easier, safer, and greener. Together with our customers and partners. For a better tomorrow.

Infineon is a global leader in power systems and IoT

Global leader

in automotive, power management, energy efficient technologies and IoT

~58,600
employees¹

Market position

Automotive

#1

TechInsights,
March 2023

Power

#1

Omdia,
September 2023

Microcontroller

#5

Omdia,
August 2023



¹ As of 30 September 2023

Infineon at a glance

Growth areas



Energy
green and efficient



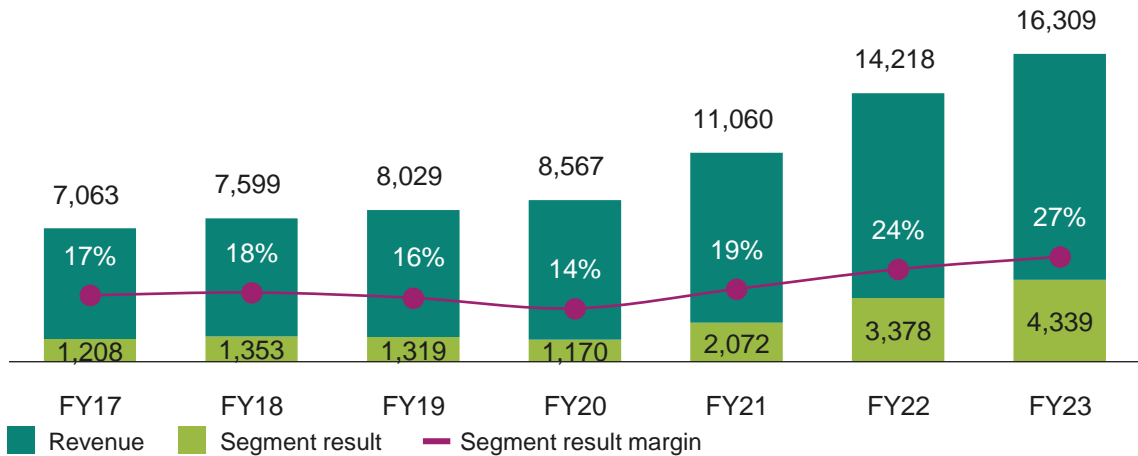
Mobility
clean and safe



IoT
smart and secure

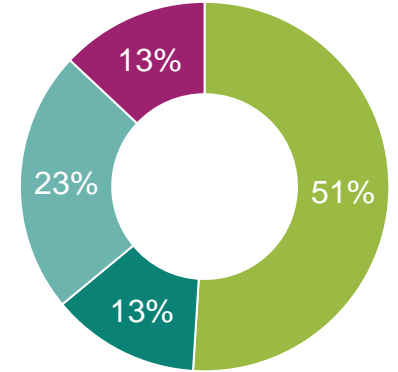
Financials

[EUR m]



FY23 revenue by segment¹

- Automotive (ATV)
- Green Industrial Power (GIP)
- Power & Sensor Systems (PSS)
- Connected Secure Systems (CSS)

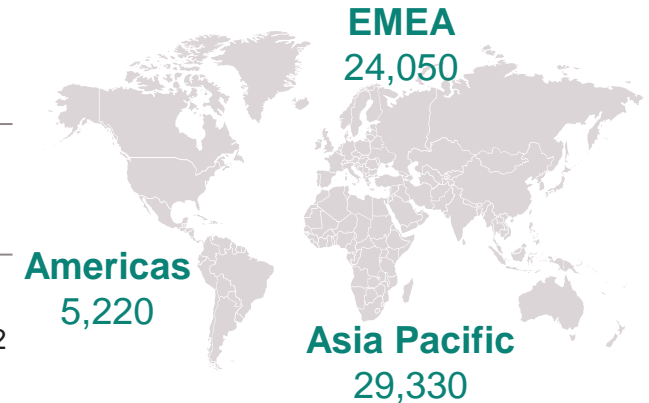


Employees²

58,600
employees worldwide

69
R&D and

17
manufacturing locations²



For further information: [Infineon Annual Report](#).

¹ 2023 Fiscal year (as of 30 September 2023) | ² As of 30 September 2023

Infineon leading in power systems – mastering all three key materials

- » Reliable multi sourcing of raw materials
- » World-scale fabs



- » Application understanding
- » Packaging know-how and hybridization competence

Leadership in Power Systems across all materials and technologies


Silicon
Diode – MOSFET – IGBT – Driver – Controller



Silicon carbide
Diode – MOSFET



Gallium nitride
HEMT – Driver



Infineon leader in IoT – driving digitalization by serving strongly growing multi-application markets



Consumer IoT



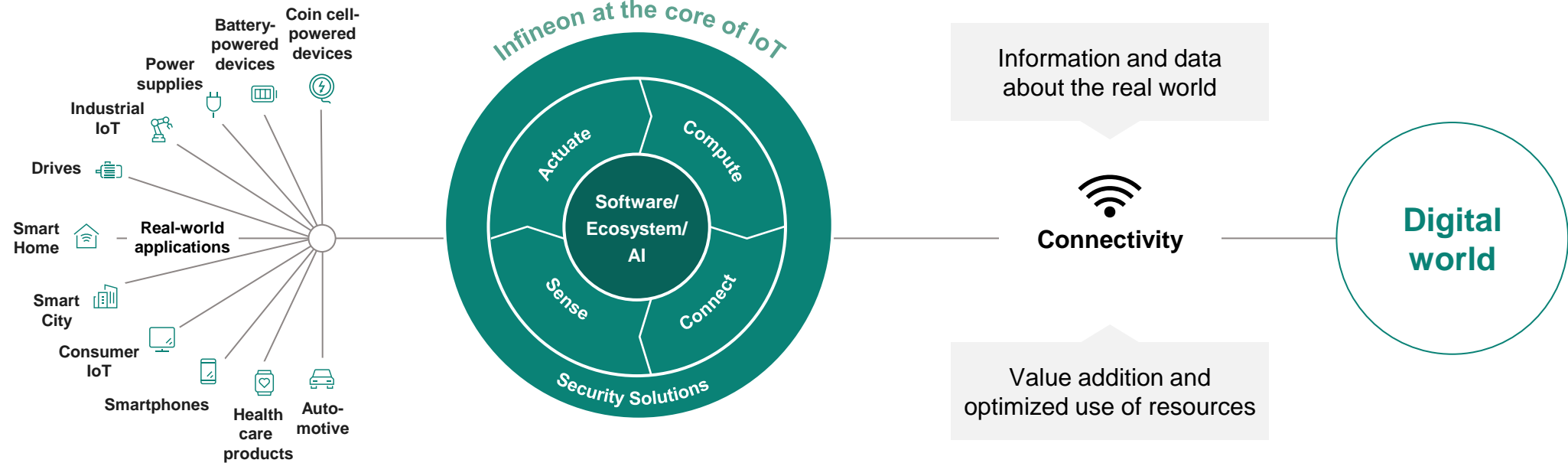
Industrial IoT



Automotive IoT



Products: MCU – Connectivity (Wi-Fi, BLE, NFC) – Sensors – Security – Power supply & switches

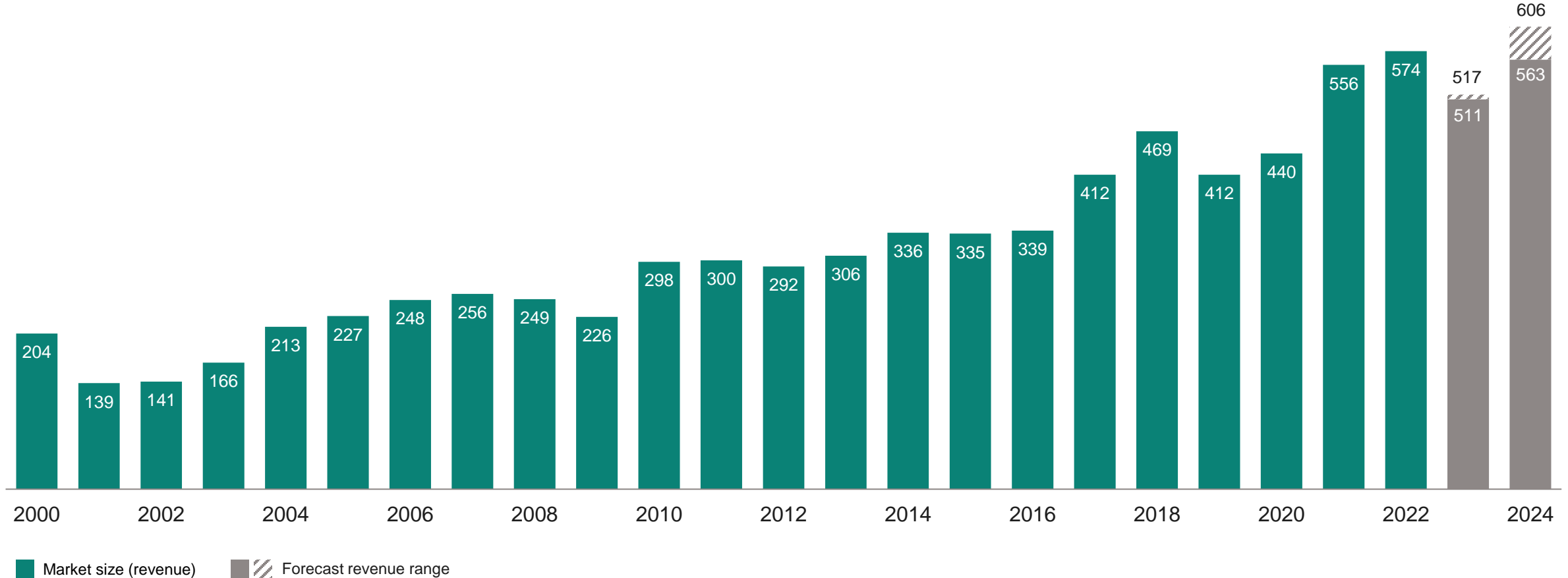


Semiconductor market forecasts predict a slowdown for 2023, followed by a recovery in 2024



Global Semiconductor Market

Market size in billion US-Dollar



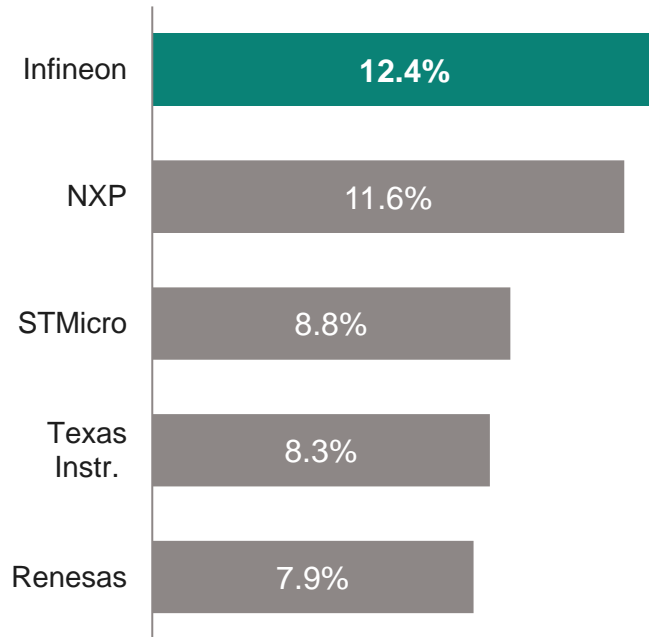
Source: WSTS for historical data. | Forecast: of WSTS, Omdia, Gartner, TechInsights; last update 4 October 2023.

Infineon is a global player, clear leader in automotive semiconductors and power discretes and modules



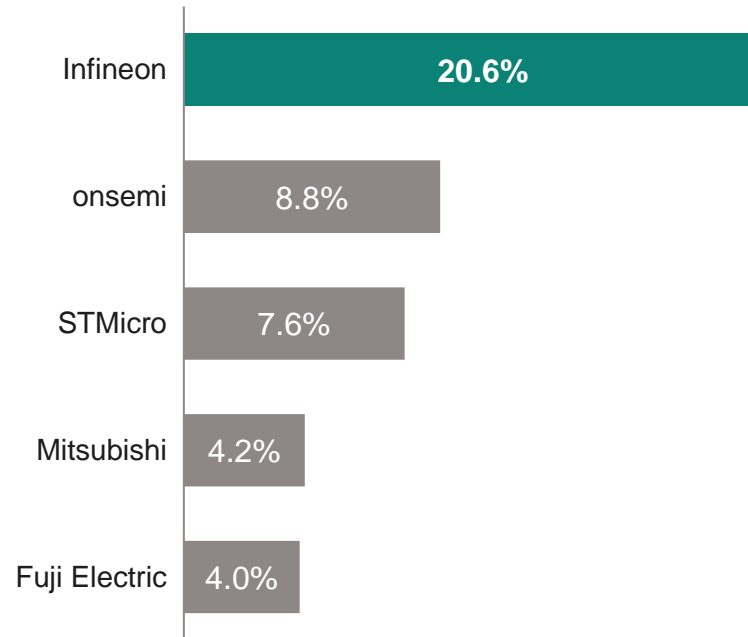
Automotive semiconductors¹

Total market in 2022: USD 59.4bn



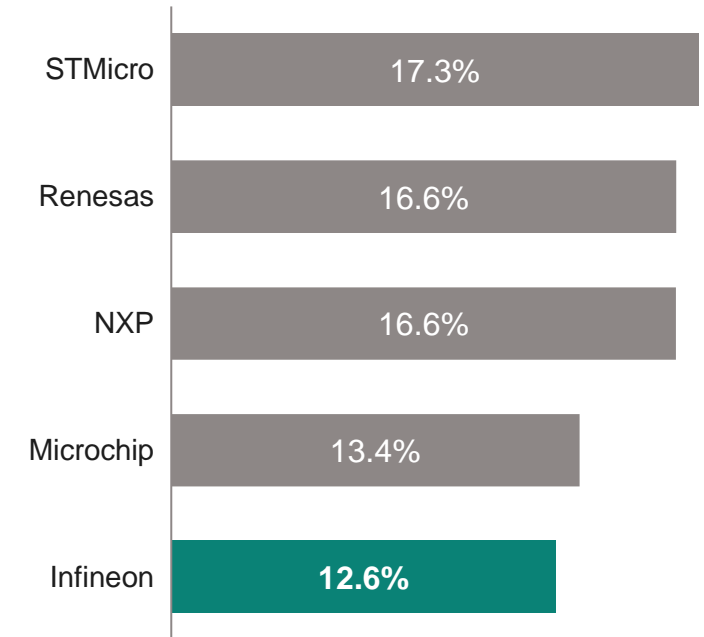
Power discretes and modules²

Total market in 2022: USD 30.9bn



Microcontroller³

Total market in 2022: USD 26.9bn



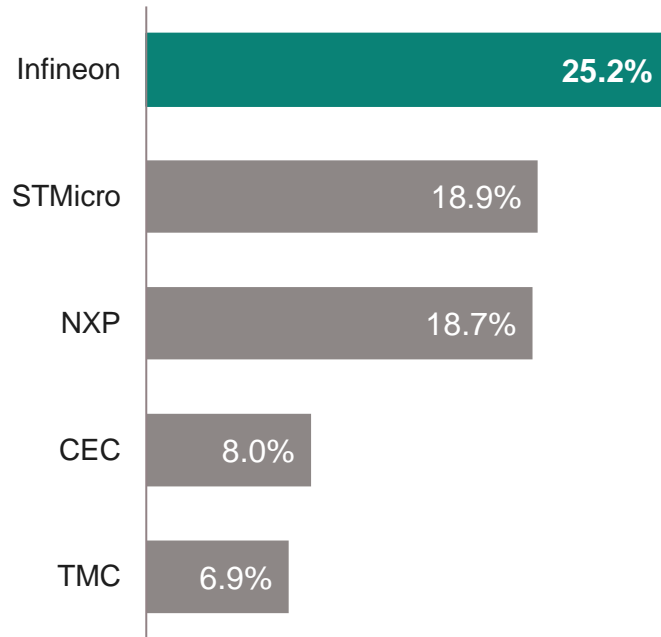
¹ TechInsights: Automotive Semiconductor Vendor Market Shares. March 2023. | ² Based on or includes research from Omdia: Power Semiconductor Market Share Database – 2022 – Final V2. September 2023. | ³ Based on or includes research from Omdia: Annual 2001-2022 Semiconductor Market Share Competitive Landscaping Tool – 2Q23. August 2023. Results are not an endorsement of Infineon Technologies AG. Any reliance on these results is at the third party's own risk.

Infineon is a global player, clear leader in security ICs and MEMS microphones



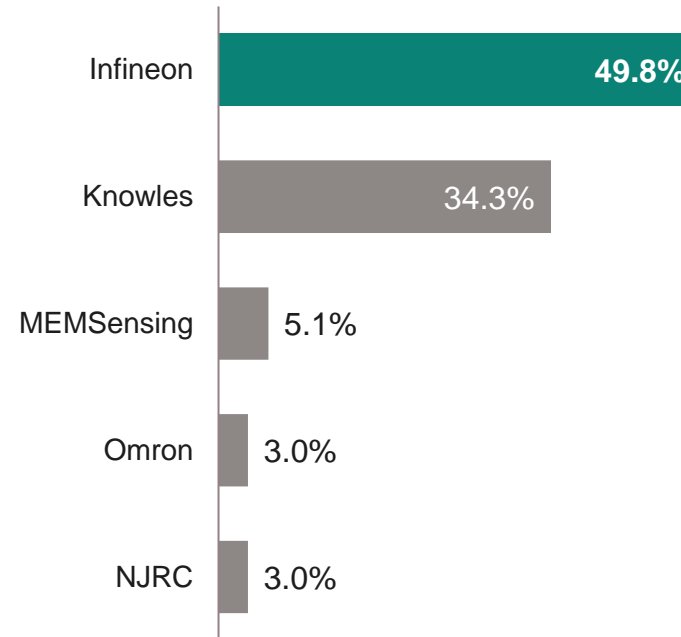
Security ICs¹

Total market in 2022: USD 3.6bn



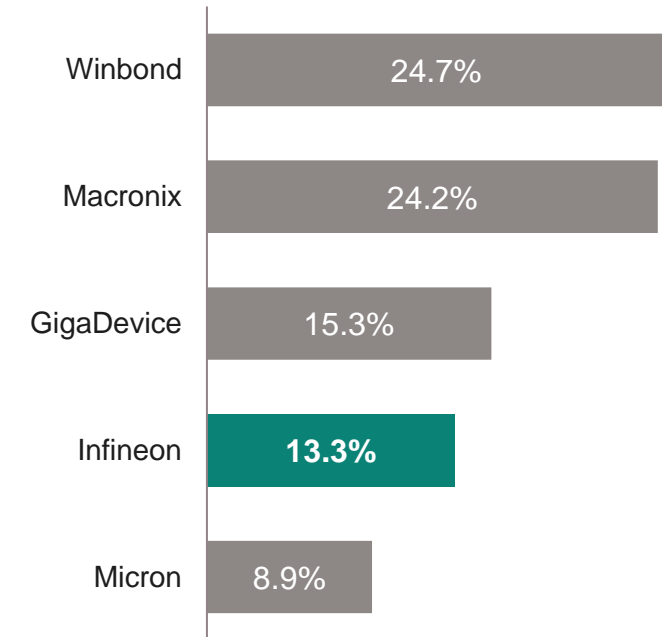
MEMS microphones²

Total market in 2022: 7.3bn units



NOR Flash³

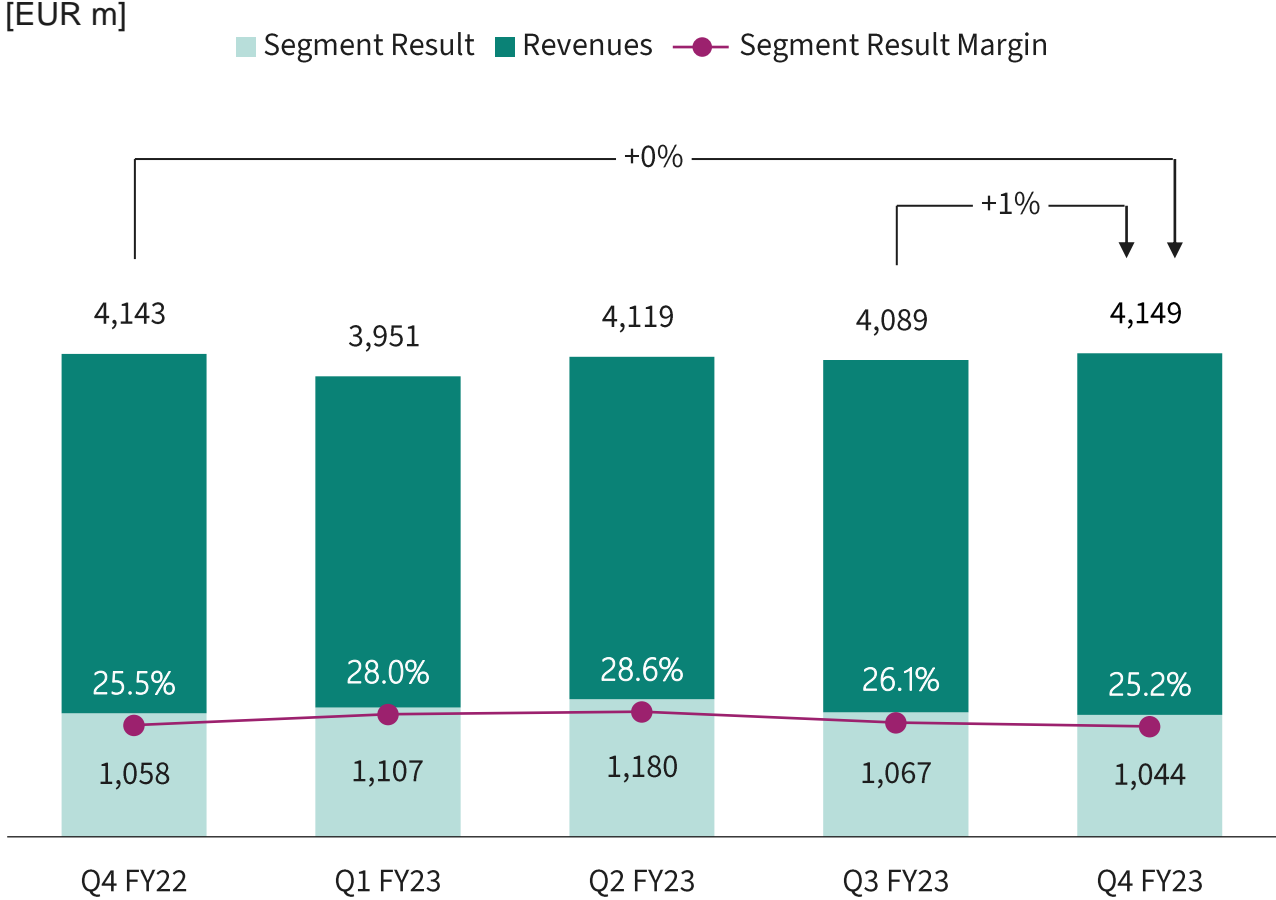
Total market in 2022: USD 3.3bn



¹ ABI Research: Secure Smart Card and Embedded Security IC Technologies. October 2023. | Excluding NFC controllers and embedded secure elements. | ² Based on or includes research from Omdia: MEMS Microphone Report – 2023 Database. September 2023. | MEMS Microphone Die Suppliers. | ³ Based on or includes research from Omdia: Annual 2001-2022 Semiconductor Market Share Competitive Landscaping Tool – 2Q23. August 2023. Results are not an endorsement of Infineon Technologies AG. Any reliance on these results is at the third party's own risk.


Infineon follows a profitable growth path

Revenues and Segment Result

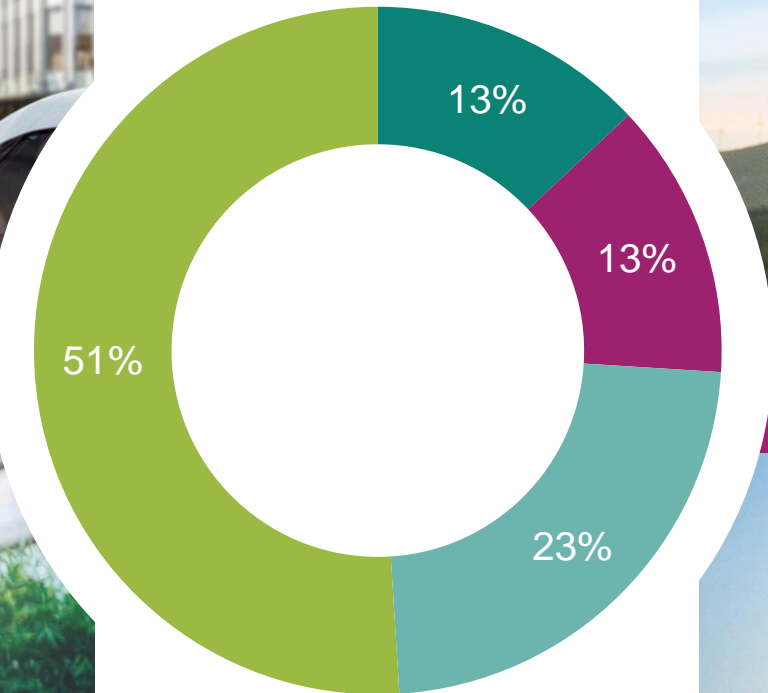



Revenue split by segment¹

Automotive



Power & Sensor Systems



Green Industrial Power



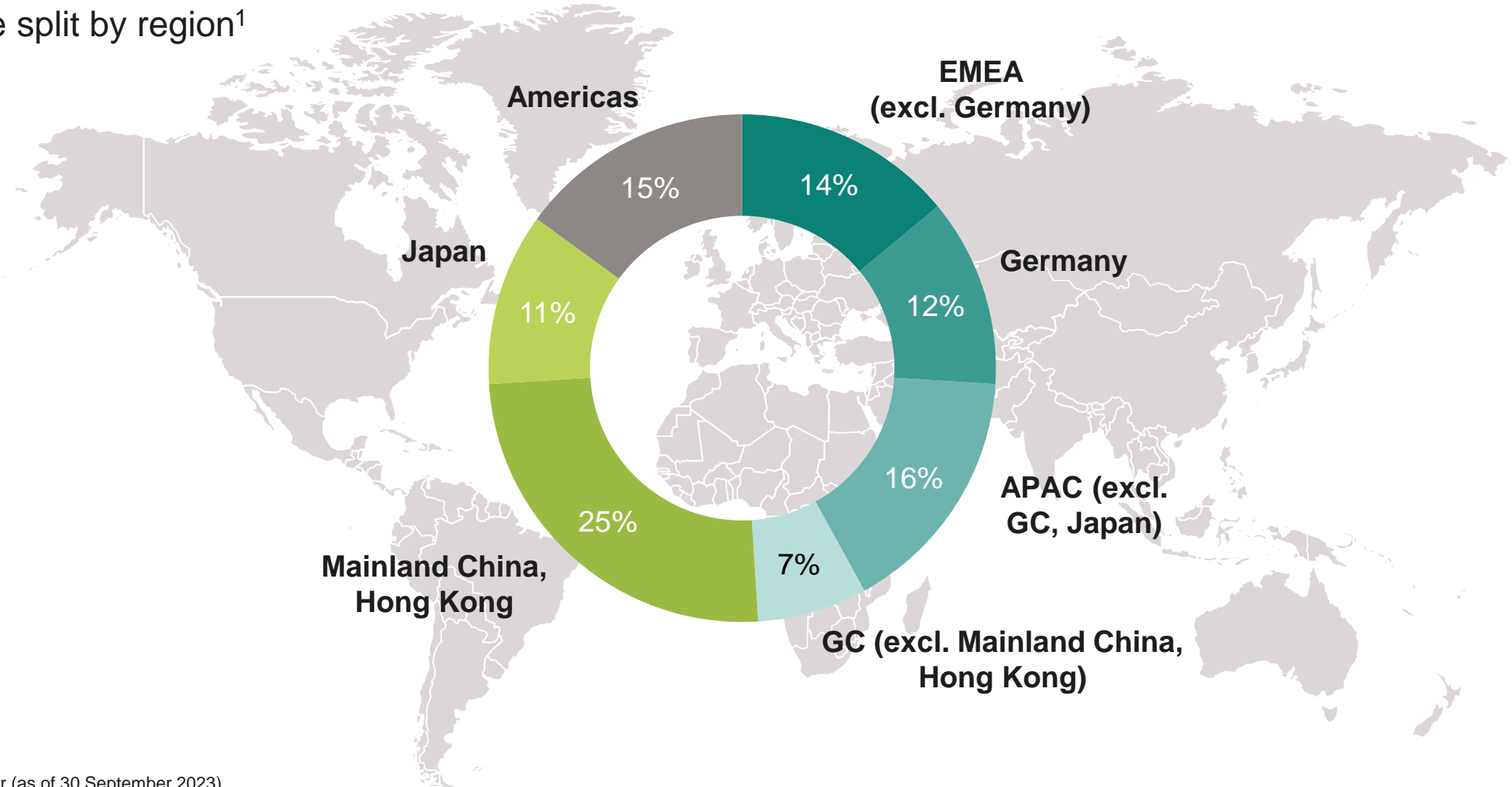
Connected Secure Systems



¹ 2022 Fiscal year (as of 30 September 2023)

Infineon is operating in all major regions of the world

Revenue split by region¹

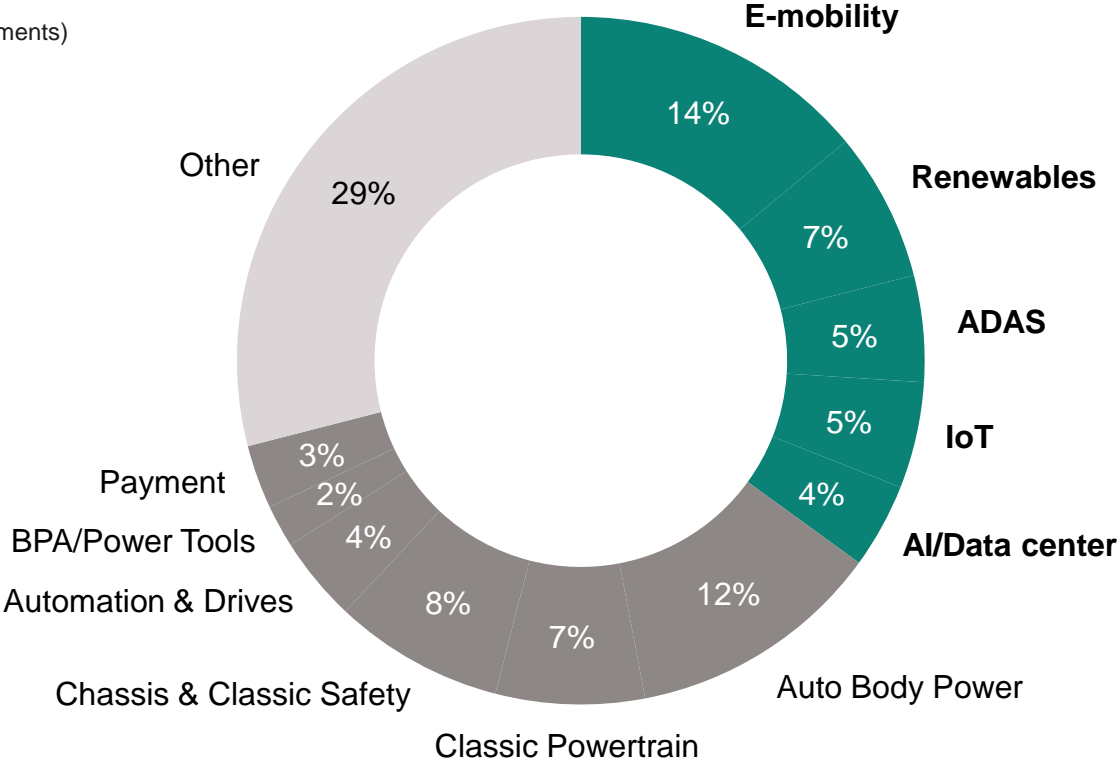


¹ 2023 Fiscal year (as of 30 September 2023)

Well-balanced portfolio among key applications

Revenue split by key application¹

- Main growth contributors (addressed by multiple segments)
- Further major applications



¹ 2023 Fiscal year (as of 30 September 2023)

Automotive

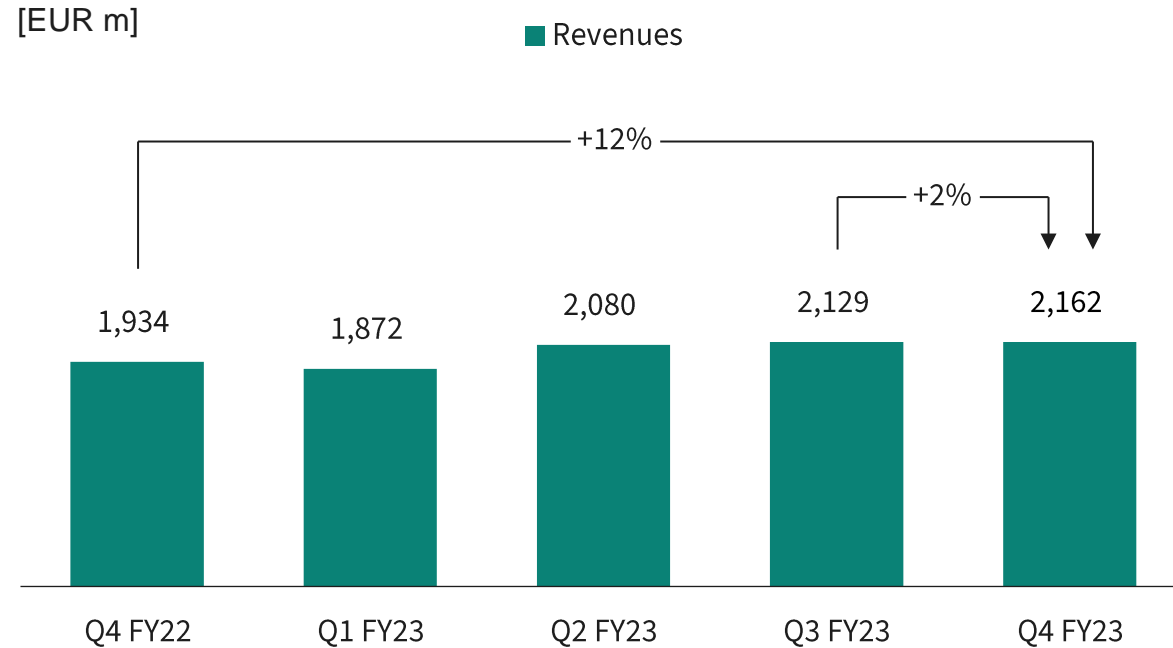


Automotive shapes the future of mobility with microelectronics enabling clean, safe, and smart cars

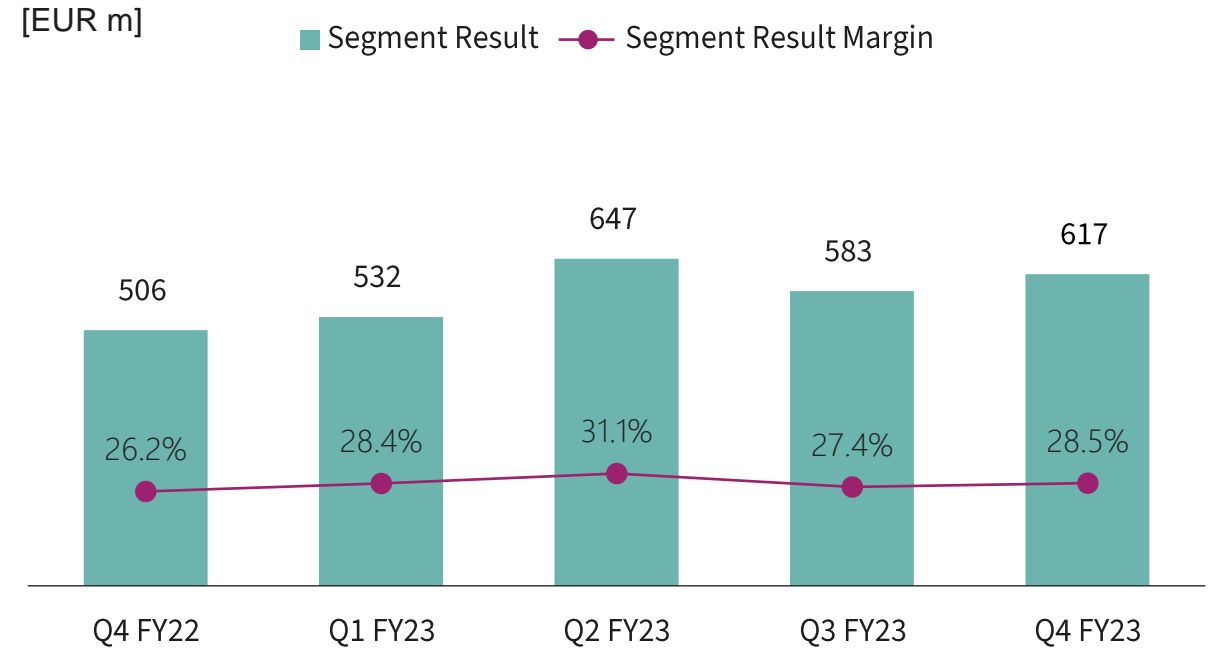


Core applications: Assistance systems and safety systems, comfort electronics, infotainment, powertrain, security

Revenues



Segment Result



Green Industrial Power

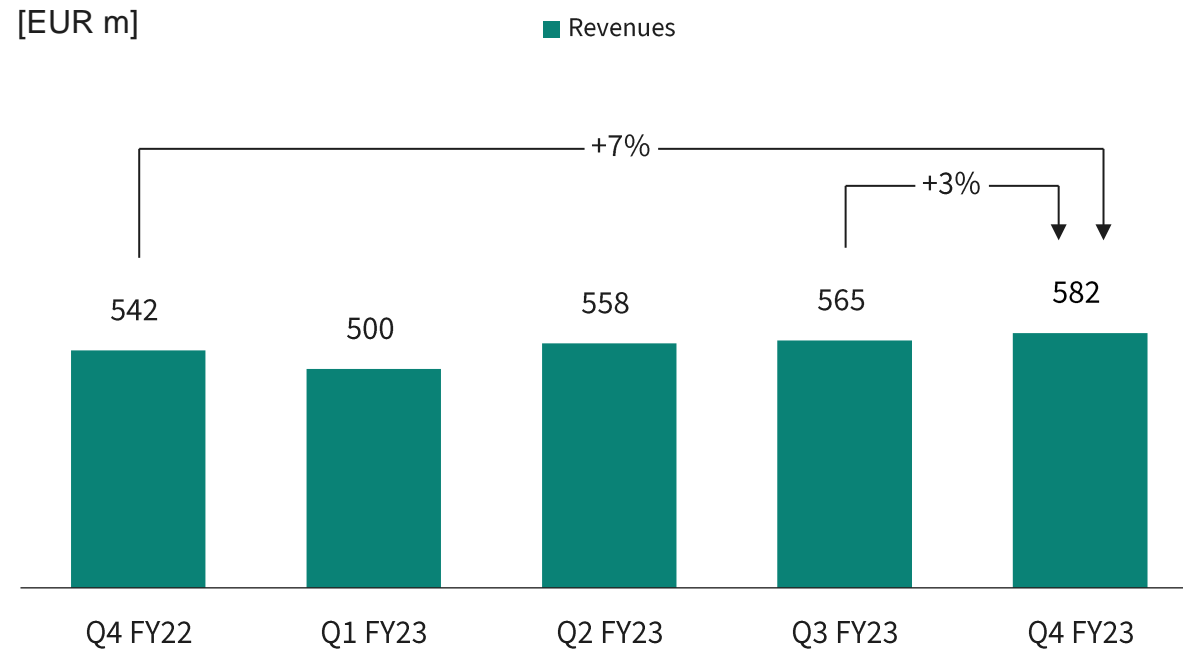


Green Industrial Power empowers a world of unlimited green energy

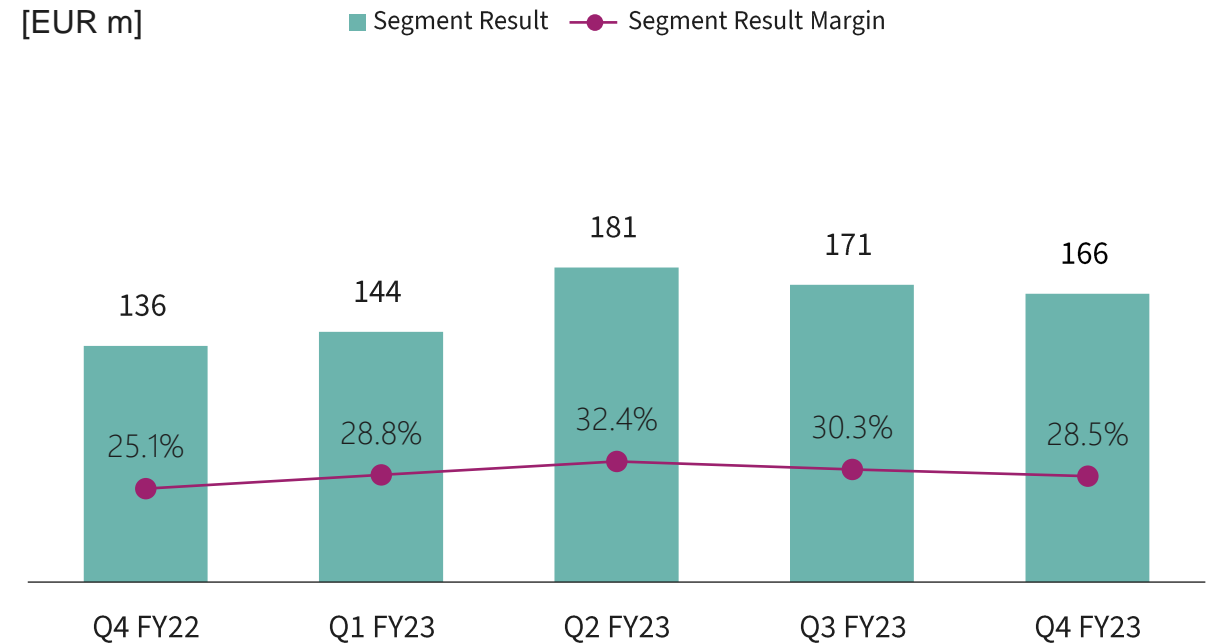


Core applications: Energy generation, energy storage, energy transmission, home appliances, industrial drives, industrial power supplies, industrial robotics, industrial vehicles, traction

Revenues



Segment Result



Power & Sensor Systems

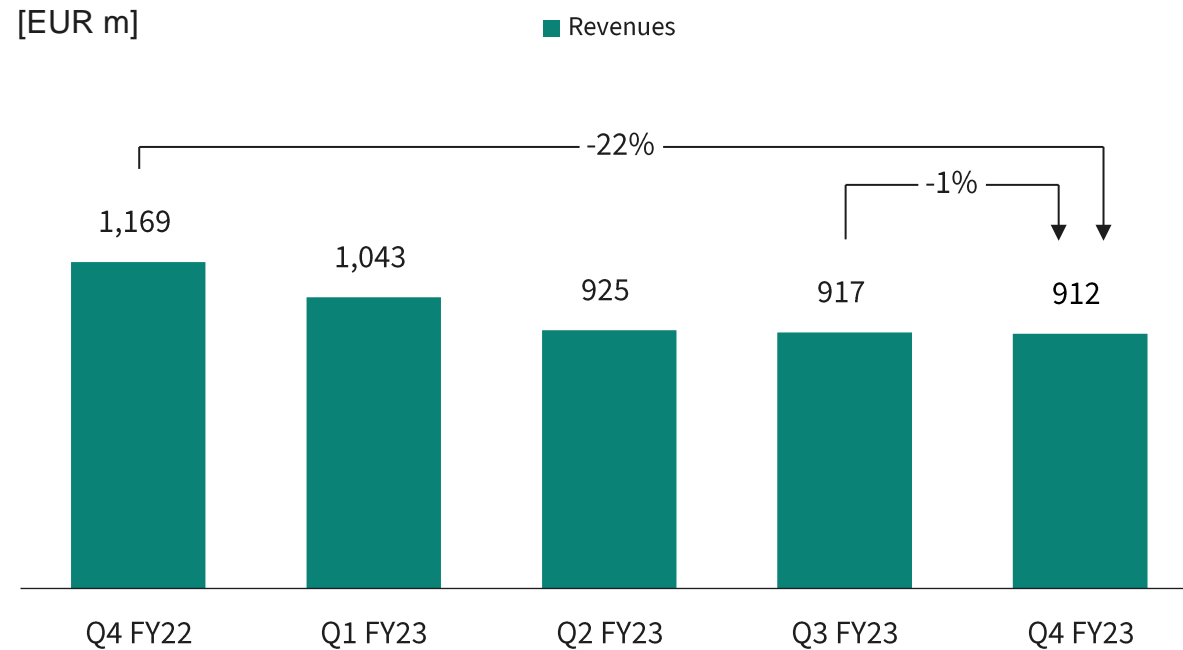


Power & Sensor Systems drives leading-edge power management, sensing, and data transfer capabilities

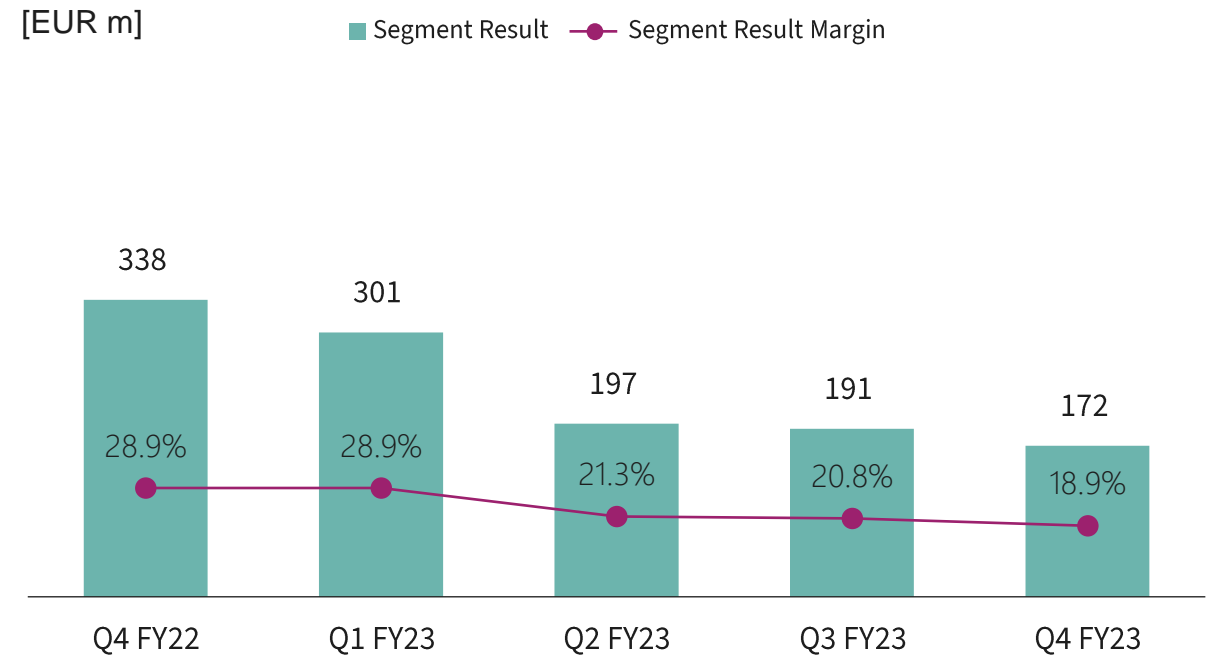


Core applications: Audio amplifiers, BLDC motor, cellular communications infrastructure, charging stations for electric vehicles, HiRel, human-machine-interaction, IoT, LED and conventional lighting systems, mobile devices, power management

Revenues



Segment Result



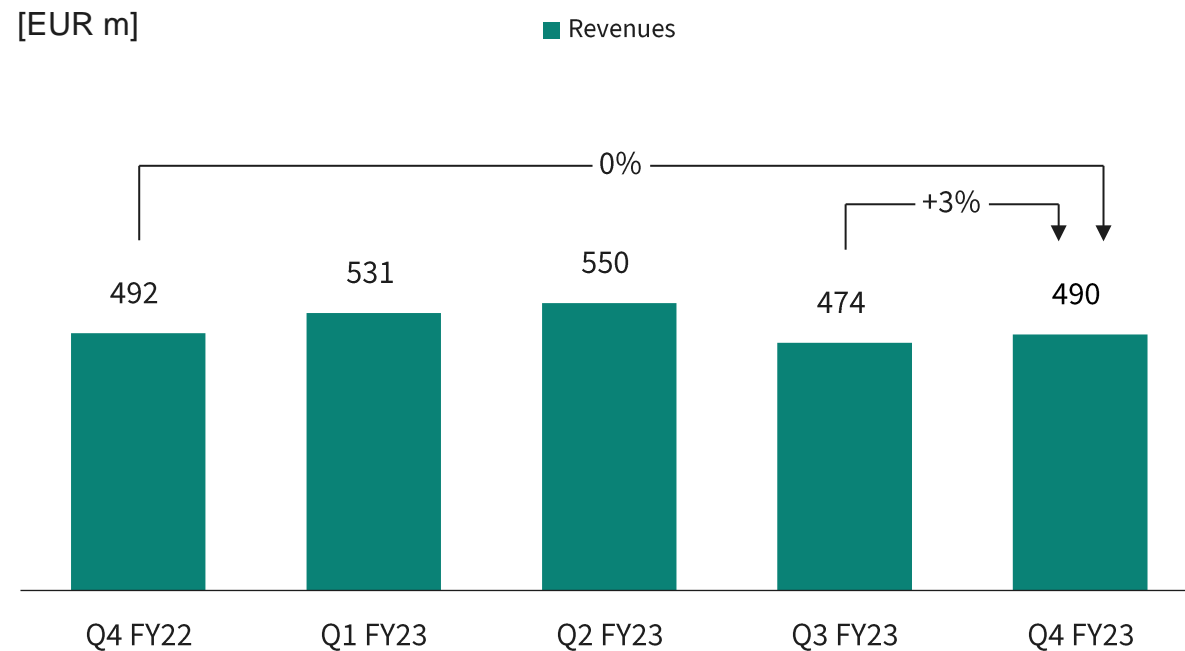
Connected Secure Systems



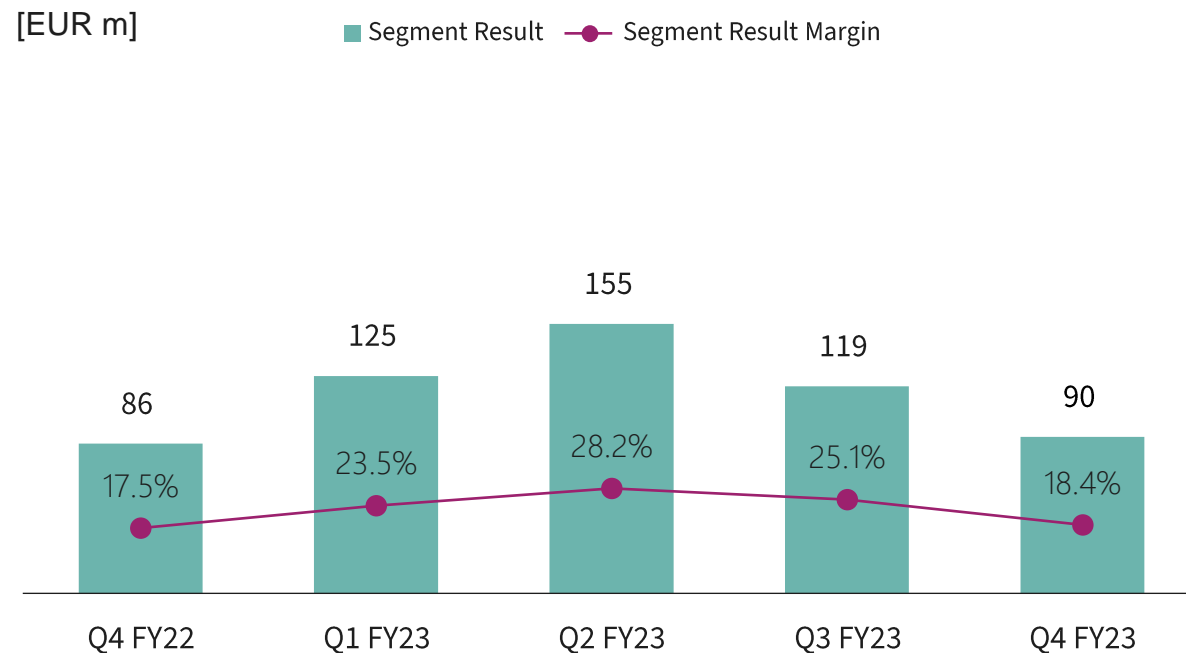
Connected Secure Systems creates the basis for IoT

Core applications: Authentication, automotive, consumer electronics, government identification documents, IoT, mobile communications, payment systems, access control, trusted computing

Revenues



Segment Result



Well-balanced customer portfolio

Revenue by sales channel in FY 2023 (no customer represents more than 10% of total sales)

Distribution partners¹

Top-10 direct customers¹

EMS-Partner¹



¹ in alphabetical order

Close customer relationships are based on system know-how and application understanding

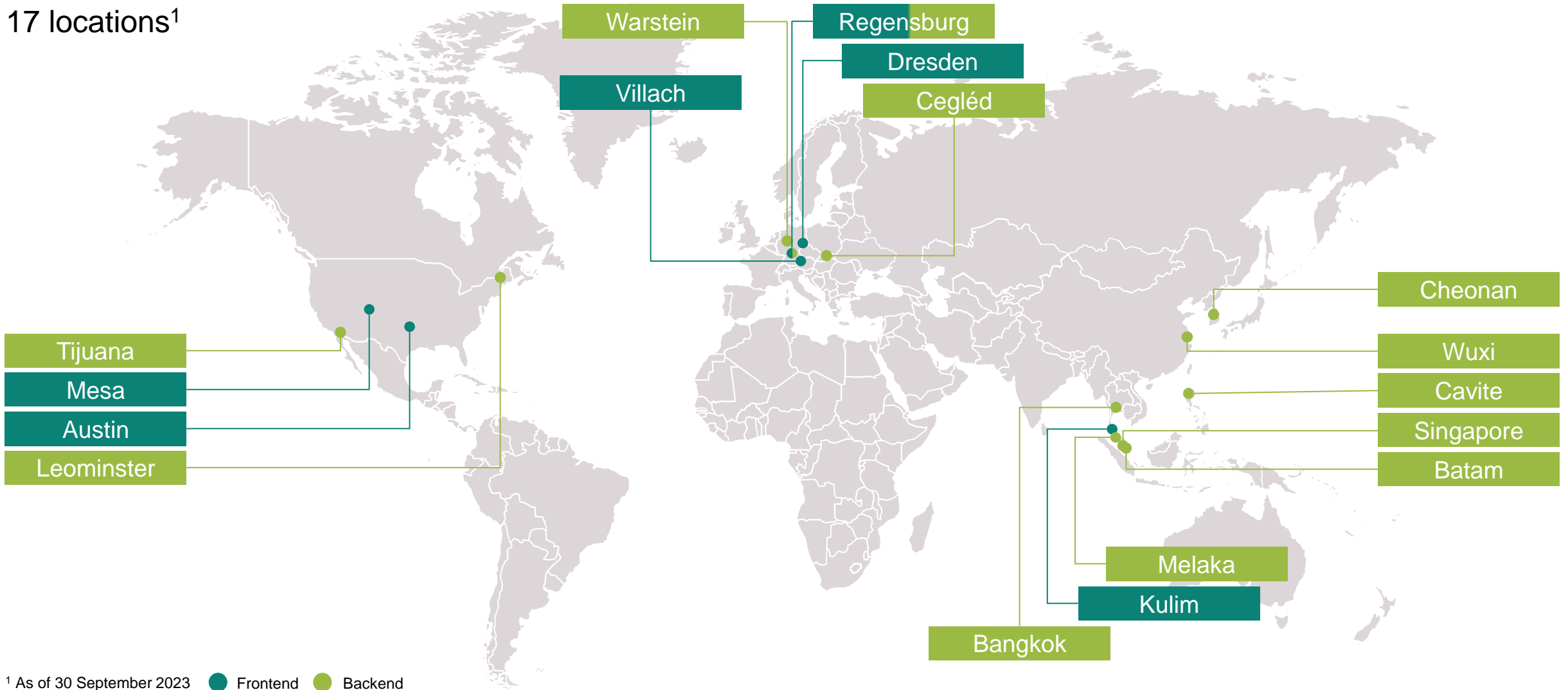


Automotive	Green Industrial Power	Power & Sensor Systems	Connected Secure Systems
EMS-Partners		Distribution partners	

Infineon is globally positioned with its network of Frontend and Backend manufacturing facilities



17 locations¹



¹ As of 30 September 2023 ● Frontend ● Backend

Our global Research and Development activities



About 12 percent

of Infineon's annual revenue goes into Research and Development (R&D). In fiscal year 2023, R&D investments amounted to about 2 billion euros.

29,700 patents and patent applications in the overall portfolio

show a high level of innovative strength and longterm competitiveness. In fiscal year 2023 alone, Infineon registered about 1,850 new patent applications.

Numerous innovative ecosystems

with tech companies, universities and research institutes are of great importance to Infineon.

69¹ sites in 25 countries and regions:

Americas	Guadalajara, Tijuana (Mexico); Andover, Austin, Chandler, Colorado Springs, El Segundo, Irvine, Leominster, Lexington, Lynnwood, Morrisville, Murrieta, Portland, San Diego, San José and Warwick (all USA)
Asia Pacific	Bangalore (India); Batam (Indonesia); Cheonan and Seoul (both Korea); Ipoh, Kulim, Melaka and Penang (all Malaysia); Muntinlupa (Philippines); Singapore (Singapore); Nonthaburi (Thailand)
Greater China	Chengdu, Shanghai, Shenzhen, Wuxi and Xi'an (all Mainland China); Hsinchu and Taipei (both Taiwan)
Japan	Nagoya, Sendai, Tokyo (all Japan)
Europe	Graz, Klagenfurt, Linz and Villach (all Austria); Herlev (Denmark); Le Puy-Sainte-Réparate (France); Augsburg, Dresden, Duisburg, Erlangen, Ilmenau, Langen, Neubiberg, Regensburg, Soest and Warstein (all Germany); Budapest and Cegléd (both Hungary); Cork and Dublin (both Ireland); Netanya (Israel); Padua and Pavia (both Italy); Nijmegen (Netherlands); Brasov, Bucharest and Iasi (all Romania); Belgrad (Serbia); Bristol and Redhill (both UK); Lviv (Ukraine)

¹ as of 30 September 2023.

Responsible action, sustainable profitable growth

Infineon ranks among the most sustainable companies in the world

- Sustainability at Infineon includes social, ecological, and economic values
- Infineon was one of the first semiconductor companies to voluntarily commit to the Ten Principles of the UN Global Compact
- Infineon meets global societal challenges such as climate protection, energy efficiency, and resource management with innovative products
- Infineon's climate target is to become carbon-neutral by 2030¹. Emissions are to be cut by 70 percent over the 2019 calendar year² levels by 2025
- External evaluation of the commitment:
 - MSCI ESG Research rates Infineon with AA for the fifth consecutive year
 - Included in the Dow Jones Sustainability Index family for the thirteenth year in a row
 - Awarded Gold status for six years in a row and in 2023 for the second time Platinum status by EcoVadis

¹ In terms of Infineon's direct and indirect energy- and heat-related emissions (Scope 1 and 2). | ² Including Cypress.
For further information: [Infineon Sustainability Report](#)





Infineon is committed to binding CO₂ reduction targets

1 | Carbon neutrality¹ by 2030 –
primarily by avoiding emissions

2 | Realization of 70 percent of the required
savings and compensations by 2025

¹ Carbon neutrality is defined in terms of Scope 1 and Scope 2 emissions.

Corporate Social Responsibility: We create a net ecological benefit

In various areas of application (automotive electronics, industrial drives, photovoltaics as well as wind energy), our products can achieve CO₂ savings during their lifetime of around 117 million tons of CO₂ equivalents. Compared with the European electricity mix, this is around 12.5 percent of the annual net electricity production of the European Union.



Net ecological benefit: CO₂ emissions reduction of more than 113 million tons

¹ This figure takes into account manufacturing, transportation, own vehicles, travel, supplier-specific emissions, water/waste water, direct emissions, energy consumption, waste etc. as well as direct and indirect energy-related emissions by manufacturing service providers. It is based on data collected internally and publicly available conversion factors and relates to the 2023 fiscal year.

² This figure is based on internally established criteria, which are described in the explanatory notes. The figure relates to the 2022 calendar year and takes into account the following application areas: automotive electronics, industrial drives, photovoltaics as well as wind energy. CO₂ savings are calculated based on the potential savings generated by technologies in which semiconductors are used. The CO₂ savings are allocated based on Infineon's market share, semiconductor share and the lifetime of the technologies concerned, based on internal and external experts' estimations. Despite the fact that carbon footprint calculations are subject to imprecision due to the complex issues involved, the results are nevertheless clear.

Infineon's employees create a better future together

At Infineon, 58,600¹ people from over 100 countries work together around the world to make life easier, safer, and greener. For more information, please visit www.infineon.com/career

Preethi Baran

Senior Director, Field Sales,
in Livonia



"It's motivating to work with our customers to transform our mobility through innovation, safety and security."

Thomas Wrzesinsky

Maintenance Technician,
in Dresden



"We maintenance technicians keep production moving. I appreciate the teamwork: when everyone pulls together to find the error and to get the equipment running again."

Marcel Kuba

Director, Field Application Engineering,
in Munich



"The acquisition of Cypress enables Infineon now to offer complete best in class system solutions for new automotive applications."

Dr. Pamela Lin

Senior Manager Data Scientist
Analytics, in Singapore



"It's amazing how we use advance data analytics and AI techniques to create intelligent systems for solving complex business problems and driving manufacturing efficiency."

¹ As of 30 September 2023.

Our competitive advantage: Differentiating as quality leader

Our path

We do what we promise.
That's quality made by Infineon.

Our aspiration

Zero defect regarding the committed

- Functionality
- Time
- Reliability
- Volume and cost

Our foundation

International standards such as
ISO 9001, IATF 16949, AS 9100,
IEC 17025, ISO 26262



Business Continuity: Integrated management



¹ ISO 14001/45001 worldwide certification scheme. | ² ISO 22301 certified in Villach (Austria) and Dresden (Germany).

³ ISO 50001 certified at largest European manufacturing sites and corporate headquarters Campeon (Germany). | ⁴ Different certifications (e.g. TISAX).



Find us on Social Media



www.facebook.com/infineon



www.instagram.com/infineoncareers



www.youtube.com/c/InfineonTechnologiesAG



www.twitter.com/infineon



www.infineon.com/linkedin

Disclaimer

Specific disclaimer for Omdia reports, data and information referenced in this document:

The provision of the information used by Infineon does not imply any judgment on Infineon and no liability is assumed for the information.

Specific disclaimer for S&P Global reports, data and information referenced in this document:

The S&P Global Mobility and S&P Global Commodity Insights reports, data and information referenced herein (the "S&P Global Materials") are the copyrighted property of S&P Global Inc. and its subsidiaries ("S&P Global") and represent data, research, opinions or viewpoints published by the relevant divisions within S&P Global, and are not representations of fact. The S&P Global Materials speak as of the original publication date thereof and not as of the date of this document. The information and opinions expressed in the S&P Global Materials are subject to change without notice and neither S&P Global nor, as a consequence, Infineon have any duty or responsibility to update the S&P Global Materials or this publication. Moreover, while the S&P Global Materials reproduced herein are from sources considered reliable, the accuracy and completeness thereof are not warranted, nor are the opinions and analyses which are based upon it. S&P Global and the trademarks used in the Data, if any, are trademarks of S&P Global. Other trademarks appearing in the S&P Global Materials are the property of S&P Global or their respective owners.

