

## TLE 7718/7738

8 Loop Airbag Deployment ASSP  
CrossSave™



THE TLE 7718/38 is intended to be used in an Automotive Restrain control module. The device allows individual control of up to eight squib devices in CrossSave™ standard configuration. It provides also a communication solution with a Master  $\mu$ C device (MCU) via a 16-Bit full duplex 8 MHz SPI interface. The IC is equipped with the required hardware to avoid or enable deployment as well as provide a full list of diagnostic functions.

### Applications

- Automotive Restraint Applications

### Features

- Eight independent squib channels with high-side and low-side switch
- Eight independent programmable deployment firing timer
- Digital inputs allow independent safing logic to prevent/enable deployment
- All digital I/O pins are 3.3 V and 5 V compatible
- 16-Bit full duplex 8 MHz SPI
- Multiplexed analog output for signal monitoring

### Embedded Protection Functions

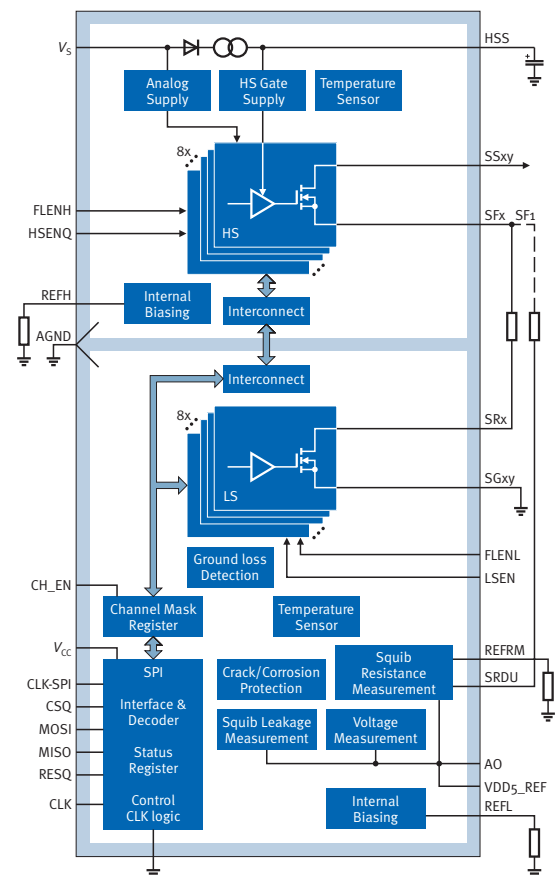
- 40 V capability of all device pins (except all Ground and Return pins)
- Thermal and short circuit protection for each switch
- Current limitation for each firing loop
- Average temperature measurement

### Embedded Diagnostic Functions

- High accuracy squib resistance measurement
- Leakage detection to GND and Battery on feed and return pins
- Measurement of internal and external voltages
- Deployment Firing Timer check (DFT check)
- Switch Test of high-side and low-side driver
- High-side gate-driver supply test

### Embedded Safing Functions

- Two different technologies in one package
- Hard coded firing current level
- Programmable (SPI) channel enable register
- Internal fault monitoring



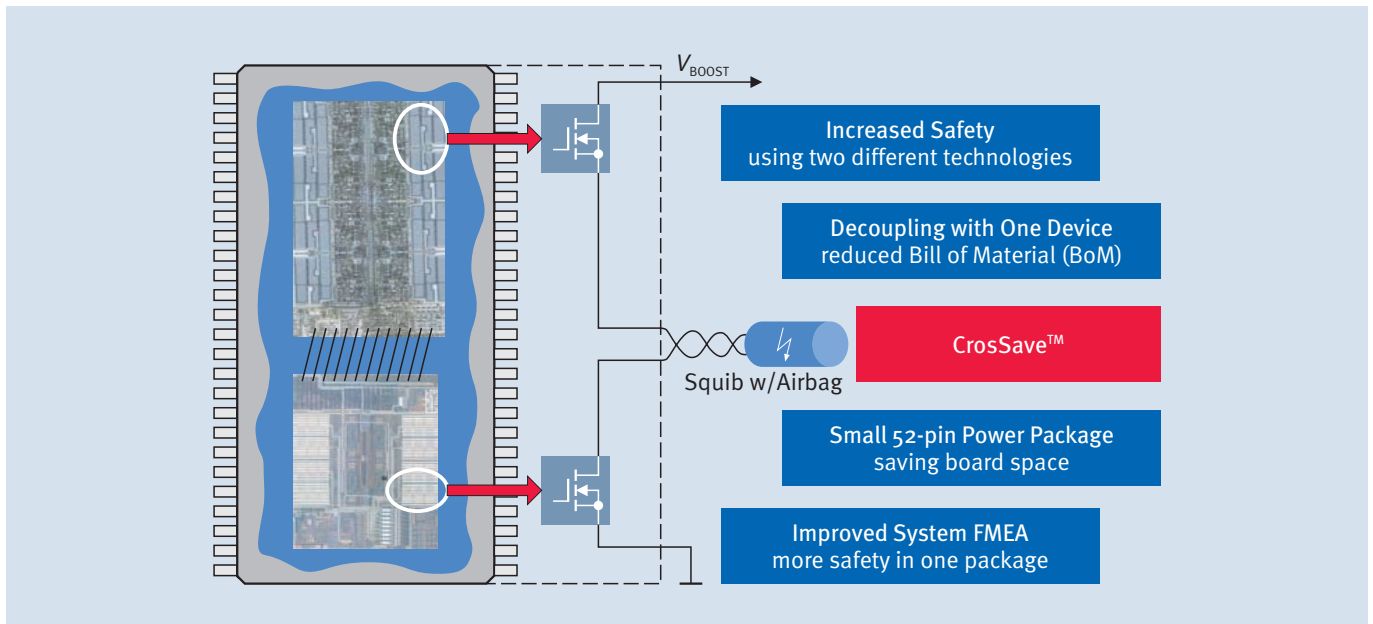
[www.infineon.com/restraint-system-IC](http://www.infineon.com/restraint-system-IC)

## Automotive Power



Never stop thinking

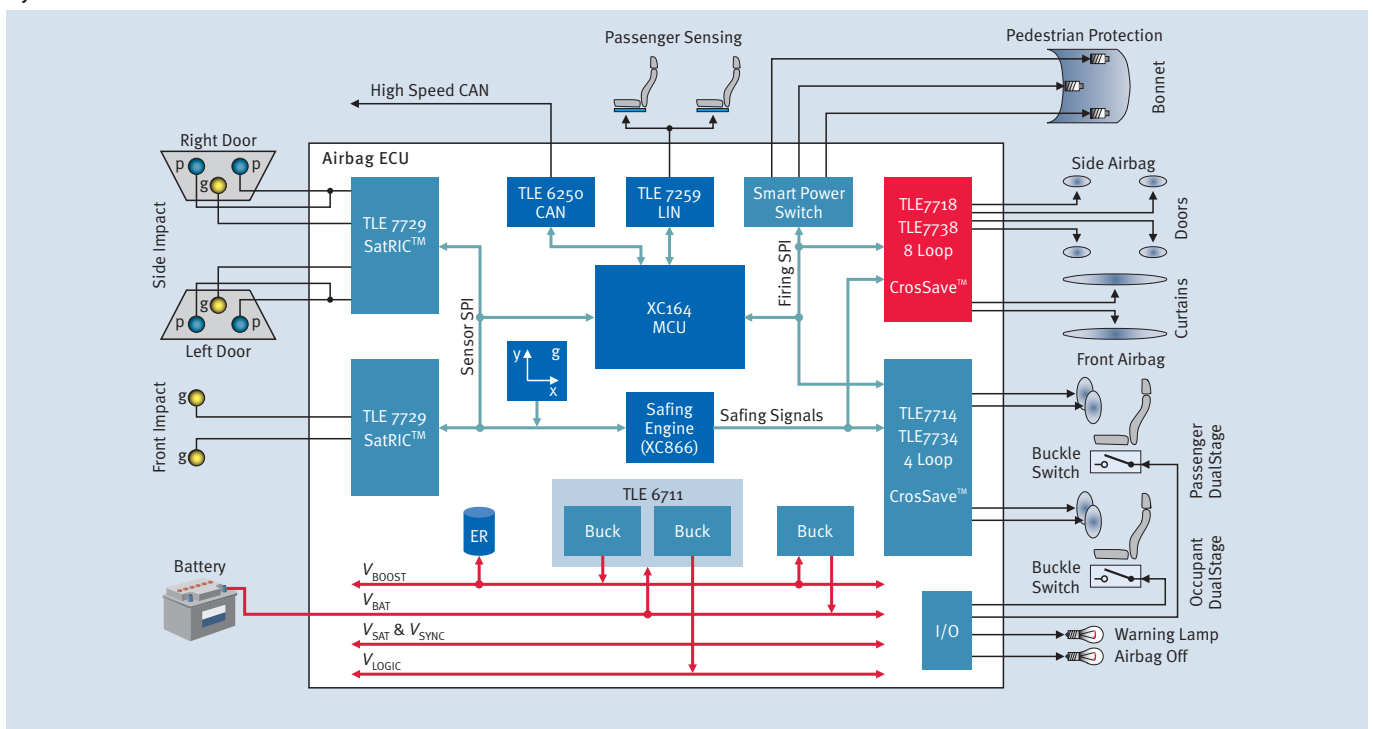
## CrosSave™ – Safer with two Dies in one Package



## Product Summary

Type	Sales Code	Description	Package
TLE 7718	Available upon request	8 Loop Firing IC (1.75 A @ 0.5 ms)	PG-DSO-52
TLE 7738	Available upon request	8 Loop Firing IC (1.2 A @ 2 ms)	PG-DSO-52

## System Overview



How to reach us:  
<http://www.infineon.com>

Published by  
**Infineon Technologies AG**  
 81726 Munich, Germany

© Infineon Technologies AG 2006.  
 All Rights Reserved.

### Legal Disclaimer

The information given in this Product Brief shall in no event be regarded as a guarantee of conditions or characteristics ("Beschaffenheitsgarantie"). With respect to any examples or hints given herein, any typical values stated herein and/or any information regarding the application of the device, Infineon Technologies hereby disclaims any and all warranties and liabilities of any kind, including without limitation warranties of non-infringement of intellectual property rights of any third party.

### Information

For further information on technology, delivery terms and conditions and prices please contact your nearest Infineon Technologies Office ([www.infineon.com](http://www.infineon.com)).

### Warnings

Due to technical requirements components may contain dangerous substances. For information on the types in question please contact your nearest Infineon Technologies Office.

Infineon Technologies Components may only be used in life-support devices or systems with the express written approval of Infineon Technologies, if a failure of such components can reasonably be expected to cause the failure of that life-support device or system, or to affect the safety or effectiveness of that device or system.

Life support devices or systems are intended to be implanted in the human body, or to support and/or maintain and sustain and/or protect human life. If they fail, it is reasonable to assume that the health of the user or other persons may be endangered.

Ordering No. B112-H8942-X-X-7600  
 Printed in Germany  
 PS 1106.5 nb