

# Infineon at a Glance

Investor Fact Sheet – Q3 FY24



## Our Company

Infineon Technologies AG is a world leader in semiconductor solutions with about 58,600 employees at more than 100 locations. We are leading in all our major end markets: automotive, power semiconductors, and security ICs, thereby enabling solutions for green and efficient energy, clean and safe mobility, as well as smart and secure IoT.

## Our Mission

We make life easier, safer, and greener – with technology that achieves more, consumes less and is accessible to everyone. Our products power decarbonization and digitalization. Microelectronics from Infineon is the key to a better future.

## Our Divisions

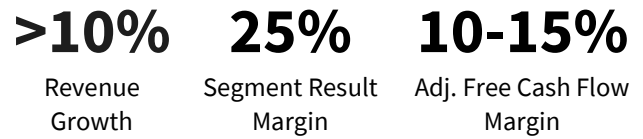
In the **Automotive** (ATV) segment, we develop products and solutions for classical applications while also advancing the digitalisation and decarbonisation of vehicles. Core applications: powertrain, ADAS, comfort electronics, security, infotainment.

In the **Green Industrial Power** (GIP) division, we specialize in the smart, green and efficient conversion of electric energy along the entire supply chain and enable its decarbonization. Main applications: solar and wind, energy storage, industrial applications, robotics, charging stations.

In the **Power & Sensor Systems** (PSS) division, we focus on power semiconductors for power supplies, smart sensitivity as well as components for cellular infrastructure and mobile devices. Main applications: BLDC motors, charging stations, power management, IoT, high-reliability applications.

The **Connected Secure Systems** (CSS) division specializes in hardware-based IT security solutions. CSS is also responsible for connectivity solutions as well as all non-automotive microcontrollers. Main applications: Authentication, governmental IDs, payment systems, mobile devices, consumer electronics, IoT.

## Target Operating Model (average-cycle targets)



## Market Position

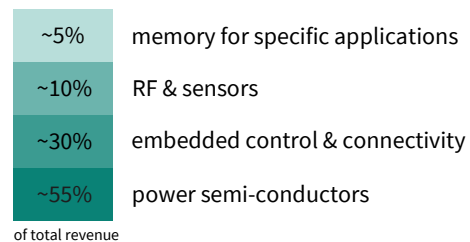
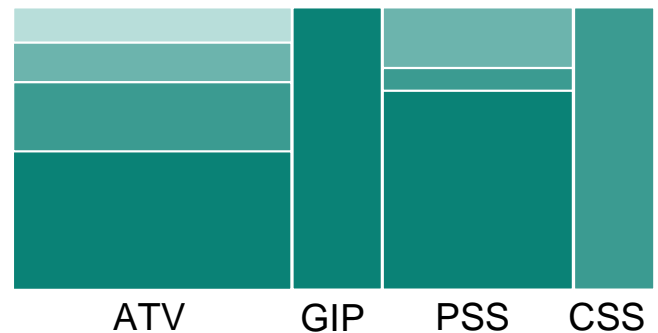
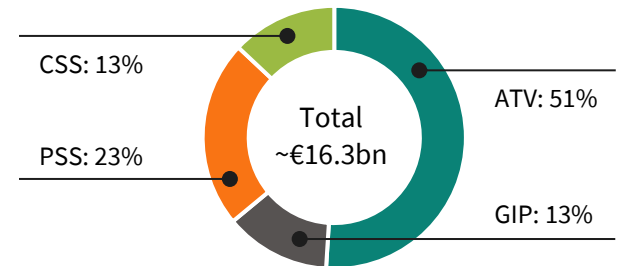


See also [www.infineon.com/cms/en/about-infineon/investor/](http://www.infineon.com/cms/en/about-infineon/investor/)

## Revenue distribution

(by segment and product category)

FY23



# Infineon at a Glance

Investor Fact Sheet – Q3 FY24



## Sustainability at Infineon



AA Rating



Listed in the DJSI since 2010

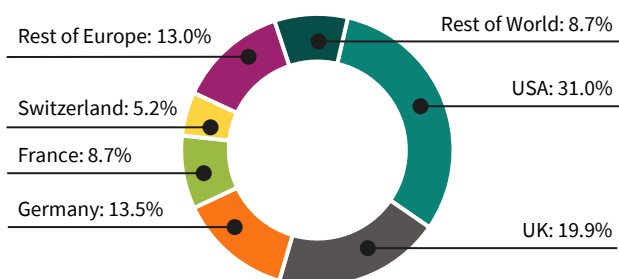


A- climate scoring  
B water scoring

See also [www.infineon.com/cms/en/about-infineon/sustainability/](http://www.infineon.com/cms/en/about-infineon/sustainability/)

## Inst. Shareholder Structure

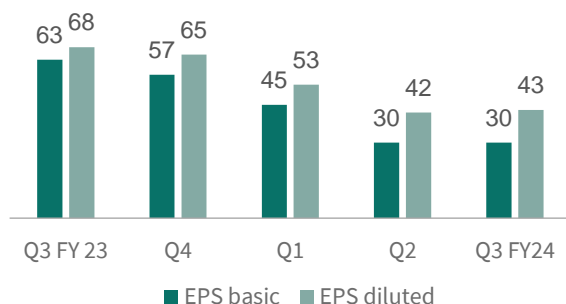
(by region, 30 Sep 2023)



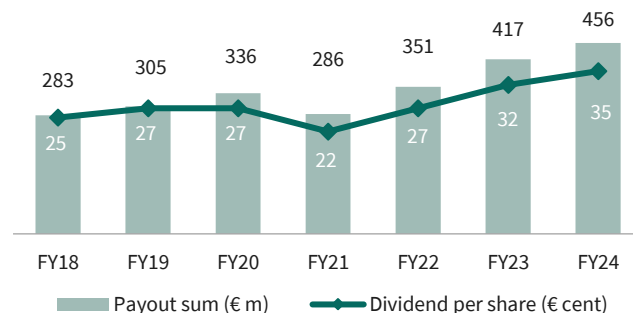
## Infineon Stock & Financial Data (30 Jun 2024)

Ticker symbol	IFX (share), IFNNY (ADS)
Stock exchange listings	FSE, OTCQX
ISIN / WKN	DE0006231004 / 623100
Share capital	€2,611,842,274
Shares issued	1,305,921,137
Own shares	6,757,925
52-week high / low	€40.00 / €27.28 (Xetra)
Market cap	€44.57 billion

## Earnings-per-share development (€ cent, diluted)



## Dividend Development



## Relative Share Price Performance

(01 Jul 2023 – 30 Jun 2024)



## Key Financials

€ millions	Q3 FY24	FY23	FY22
Revenue	3,702	16,309	14,218
Segment result	734	4,399	3,378
SR margin	19.8%	27.0%	23.8%
Free cash flow	393	1,638	1,648
RoCE	7.8%	16.6%	12.6%

See also [www.infineon.com/cms/en/about-infineon/investor/](http://www.infineon.com/cms/en/about-infineon/investor/)

## Outlook

~€4.0bn	~€15.0bn
Q4 FY24 revenue expectation	FY24 revenue expectation
~20%	~20%
Q4 FY24 SR margin	FY24 SR margin

## Investor Contact

Infineon Technologies AG  
Am Campeon 1-15, 85579 Neubiberg  
Investor Hotline: +49 89 234 26655  
Mail: [investor.relations@infineon.com](mailto:investor.relations@infineon.com)