



Company presentation

Infineon Technologies AG

November 2024



Driving decarbonization and digitalization. Together.



Semiconductors are crucial to solve the energy challenges of our time and shape the digital transformation.

This is why Infineon is committed to actively driving decarbonization and digitalization.

As a global semiconductor leader in power systems and IoT, we enable game-changing solutions for green and efficient energy, clean and safe mobility, as well as smart and secure IoT.

We make life easier, safer, and greener. Together with our customers and partners. For a better tomorrow.

Infineon is a global leader in power systems and IoT

Global leader

in automotive, power management, energy efficient technologies and IoT

~58,060

employees¹

Market position

Automotive

#1

TechInsights,
April 2024

Power

#1

Omdia,
October 2024

Microcontroller

#2

Omdia,
August 2024



¹ As of 30 September 2024

Infineon at a glance

Growth areas

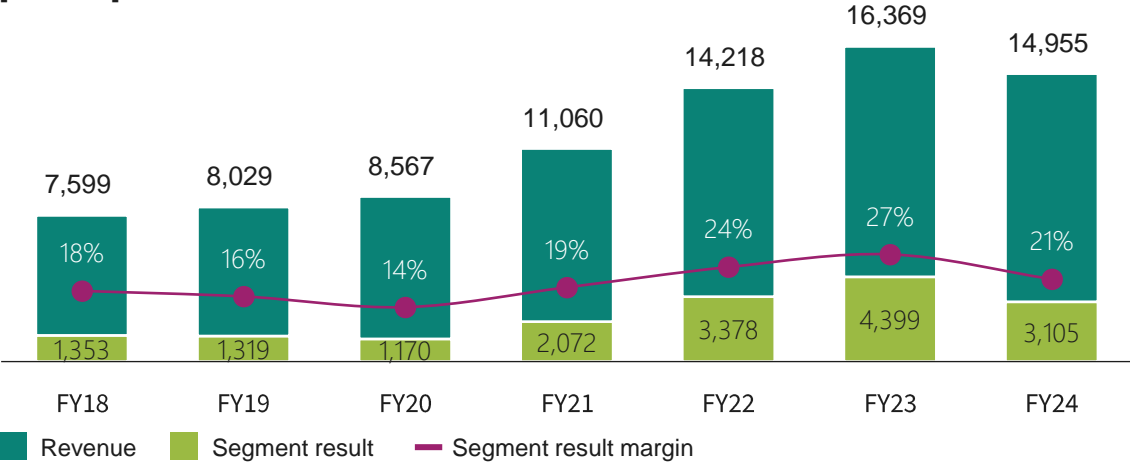
Energy
green and efficient

Mobility
clean and safe

IoT
smart and secure

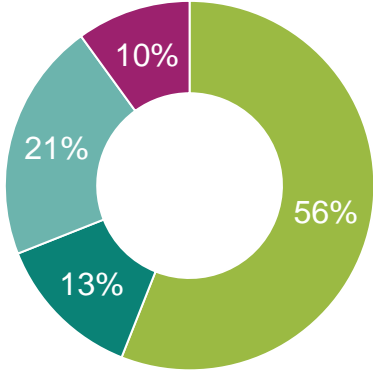
Financials

[EUR m]



FY24 revenue by segment¹

- Automotive (ATV)
- Green Industrial Power (GIP)
- Power & Sensor Systems (PSS)
- Connected Secure Systems (CSS)

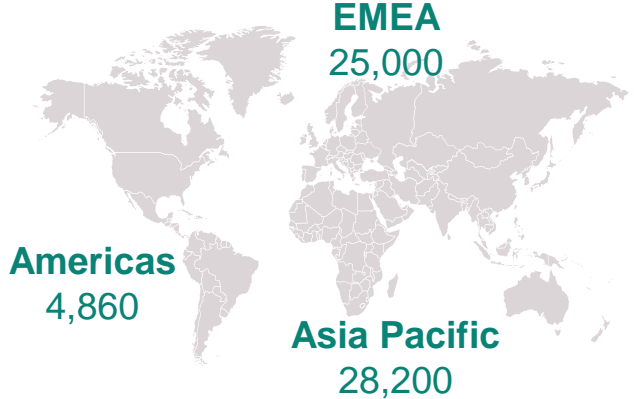


Employees¹

58,060
employees worldwide

71
R&D and

15
manufacturing locations²



For further information: [Infineon Annual Report](#).
¹ 2024 Fiscal year (as of 30 September 2024) | ² As of 30 September 2024

Infineon leading in power systems – mastering all three key materials

- Reliable multi sourcing of raw materials
- World-scale fabs



- Application understanding
- Packaging know-how and hybridization competence

Leadership in Power Systems across all materials and technologies


Silicon
Diode – MOSFET – IGBT – Driver – Controller



Silicon carbide
Diode – MOSFET



Gallium nitride
HEMT – Driver



Infineon leader in IoT – driving digitalization by serving strongly growing multi-application markets



Consumer IoT



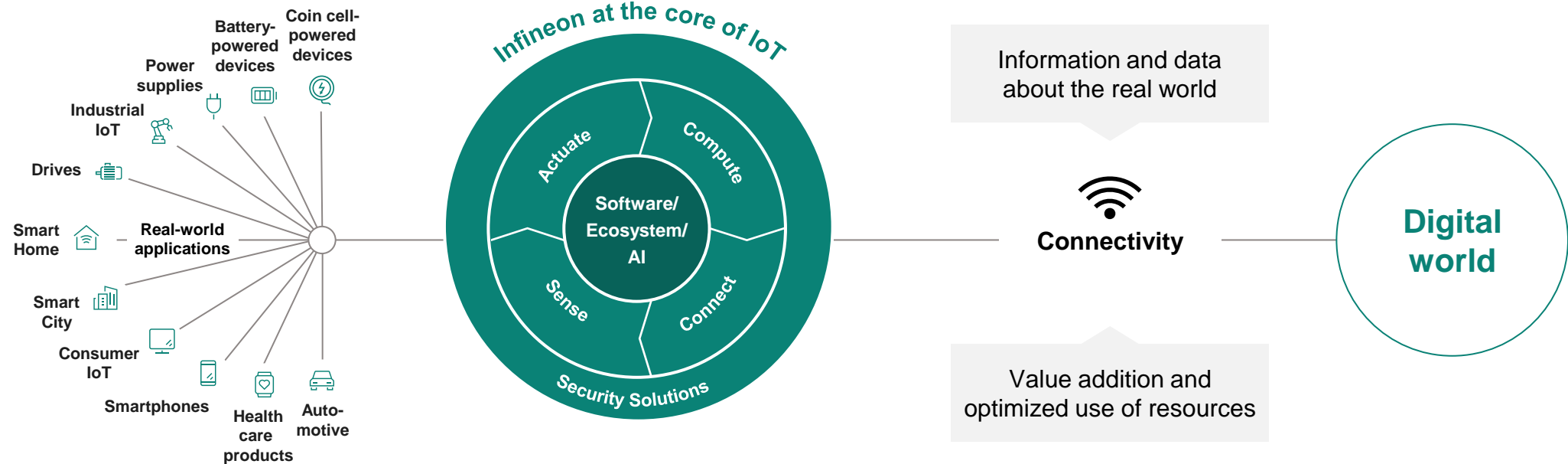
Industrial IoT



Automotive IoT



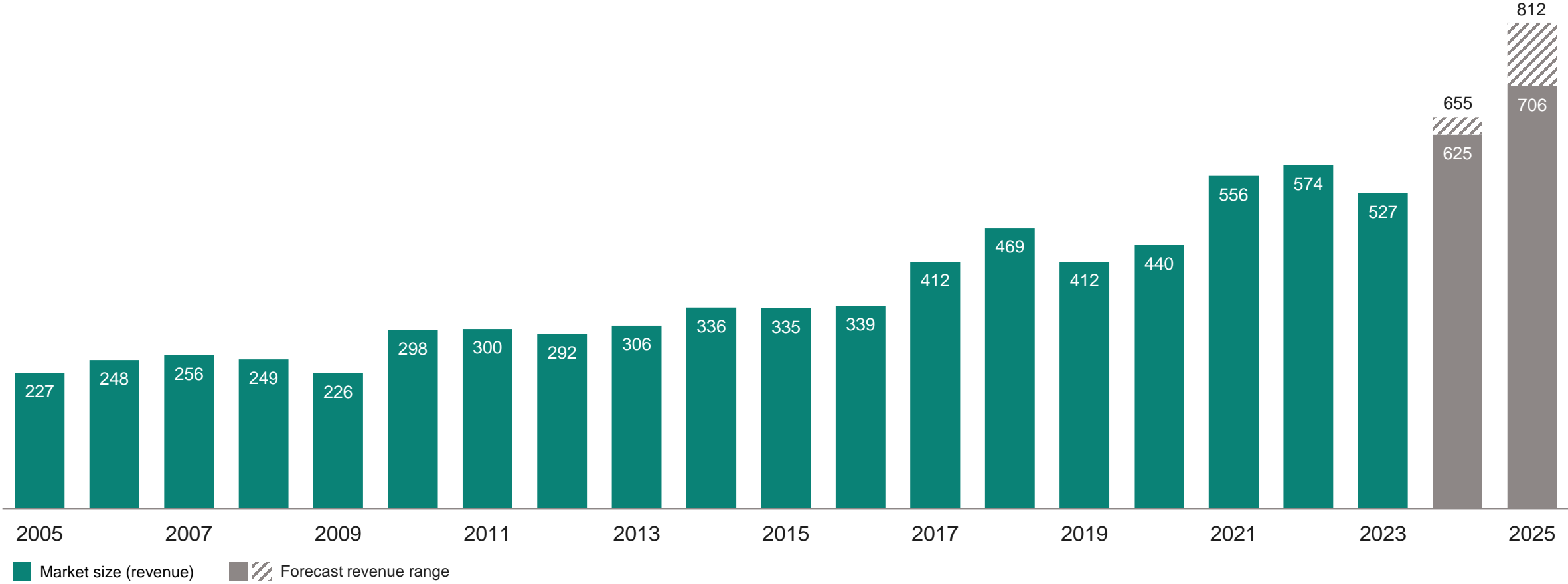
Products: MCU – Connectivity (Wi-Fi, BLE, NFC) – Sensors – Security – Power supply & switches



Semiconductor market forecasts predict growth for 2024 & 2025

Global Semiconductor Market

Market size in billion US-Dollar



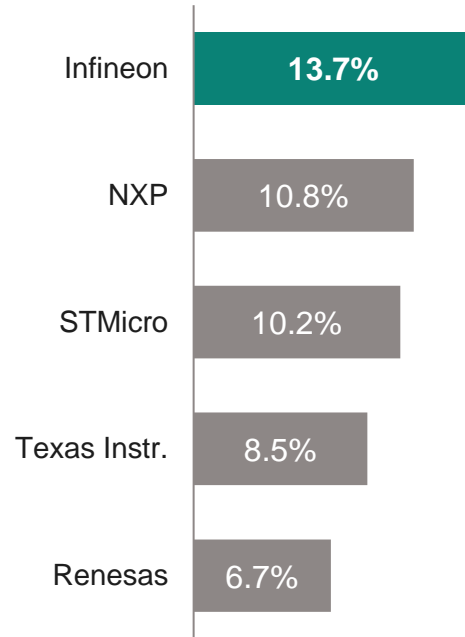
Source: WSTS for historical data. | Forecast: of WSTS, Omdia, Gartner, TechInsights; last update 30 October 2024.

Infineon is clear #1 in Automotive and power semiconductors, and ranked #2 in the overall microcontroller market



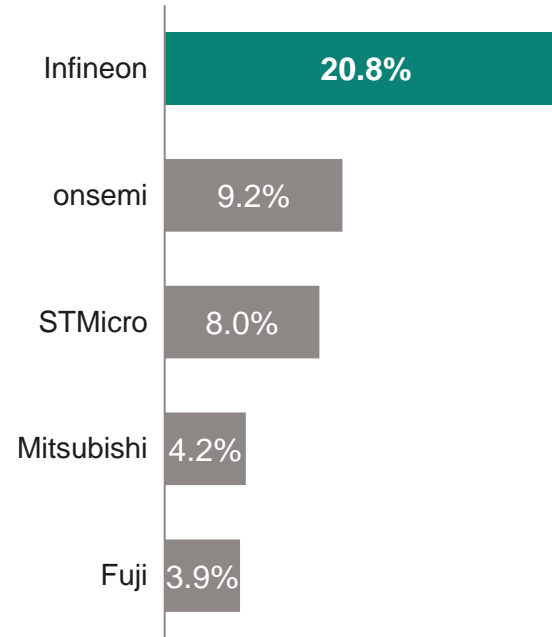
Automotive semiconductors

2023 total global market: USD 69.2bn¹



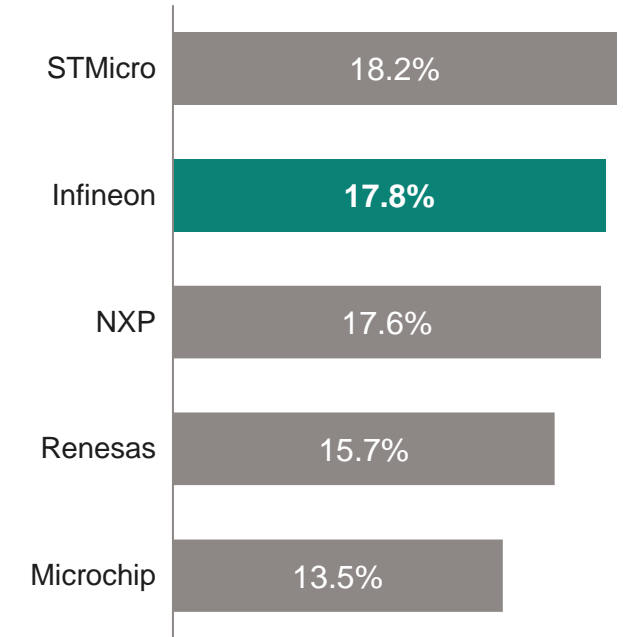
Power discretes and modules

2023 total global market: USD 35.7bn²



Microcontroller suppliers

2023 total global market: USD 28.0bn³



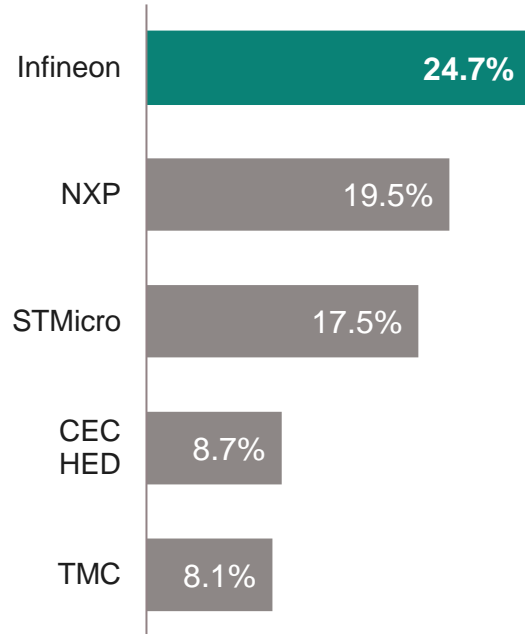
¹ TechInsights: Automotive Semiconductor Vendor 2023 Market Shares. April 2024. | ² Based on or includes research from Omdia: Power Semiconductor Market Share Database – 2023. October 2024. | ³ Based on or includes research from Omdia: Annual 2001-2023 Semiconductor Market Share Competitive Landscaping Tool – 2Q24. August 2024. | Results are not an endorsement of Infineon Technologies AG. Any reliance on these results is at the third party's own risk.

Infineon is clear leader in security ICs and MEMS microphones, and ranked #2 in the NOR Flash market



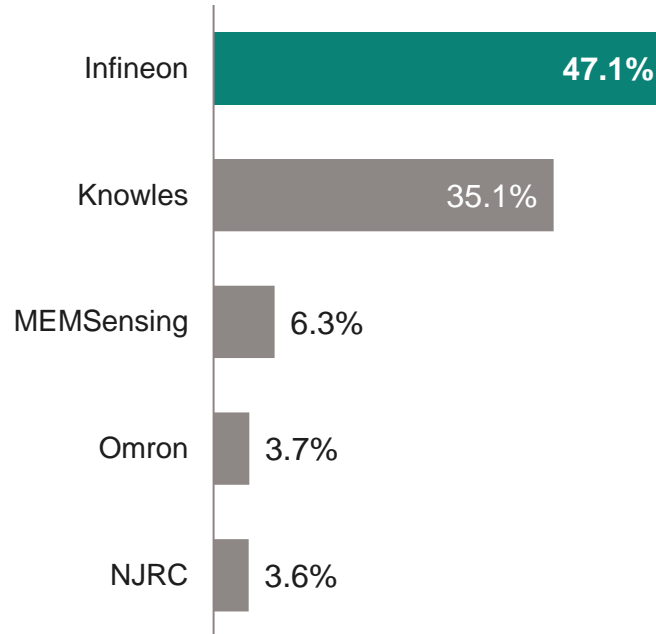
Security ICs

2023 total global market: USD 3.8bn¹



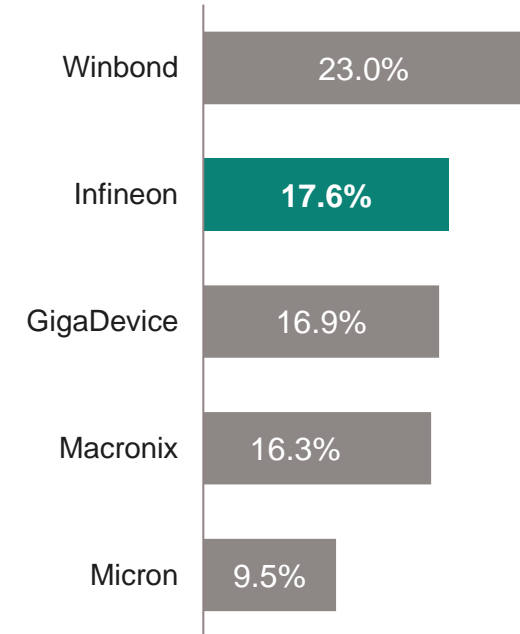
MEMS microphones

2023 total global market: 6.2bn units²



NOR Flash


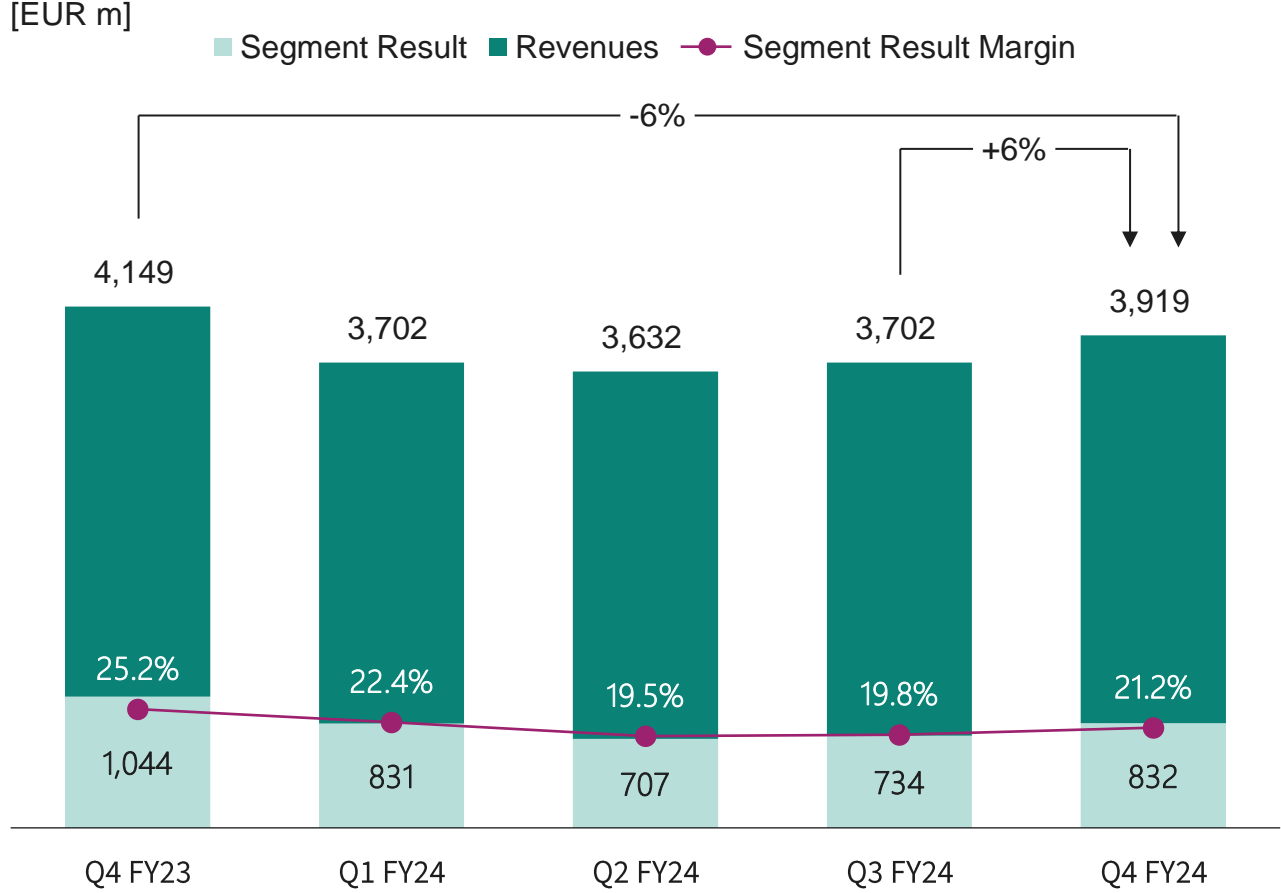
2023 total global market: USD 2.8bn³



¹ Distributed with permission of ABI Research – Source: ABI Research Custom: Secure IC Revenues by Manufacturer (excluding NFC). September 2024. | ² Based on or includes research from Omdia: MEMS Microphone Report – 2024 Database. October 2024. | MEMS Microphone Die Suppliers. | ³ Based on or includes research from Omdia: Annual 2001-2023 Semiconductor Market Share Competitive Landscaping Tool – 2Q24. August 2024. | Results are not an endorsement of Infineon Technologies AG. Any reliance on these results is at the third party's own risk.


Financial performance

Revenues and Segment Result



Revenue split by division¹

Automotive



Power & Sensor Systems



Green Industrial Power



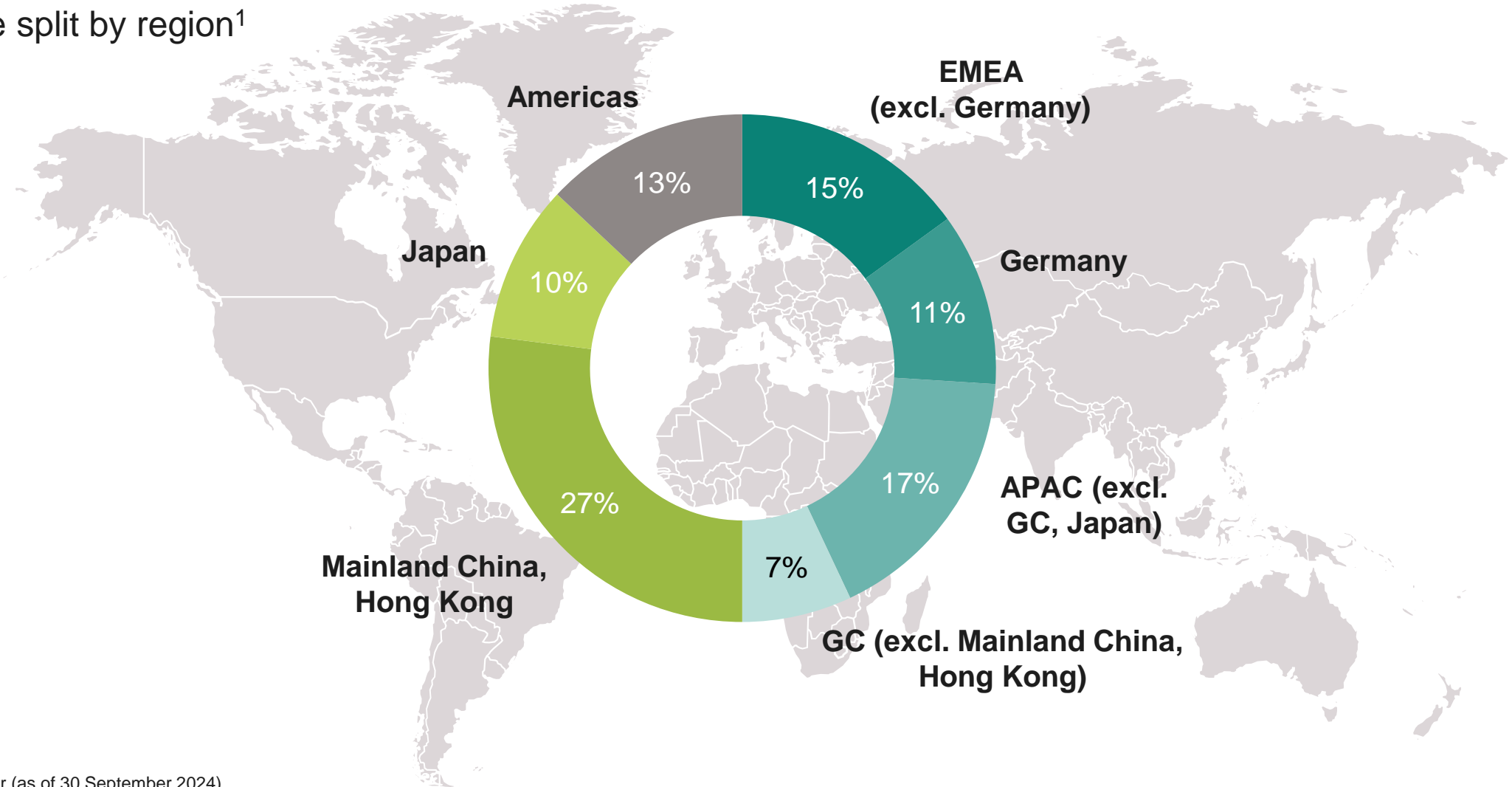
Connected Secure Systems



¹ 2024 Fiscal year (as of 30 September 2024)

Infineon is operating in all major regions of the world

Revenue split by region¹

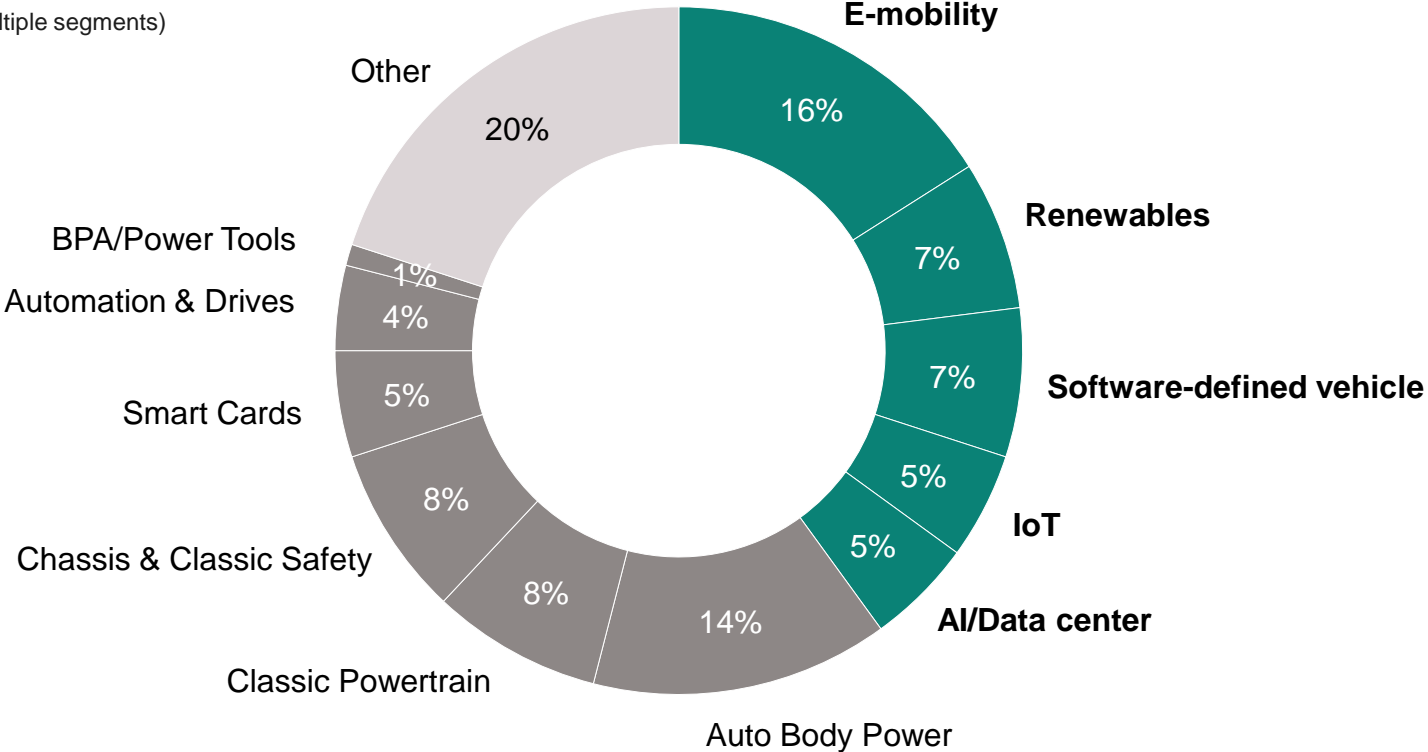


¹ 2024 Fiscal year (as of 30 September 2024)

Well-balanced portfolio among key applications

Revenue split by key application¹

- Main growth contributors (addressed by multiple segments)
- Further major applications



¹ 2024 Fiscal year (as of 30 September 2024)

Automotive



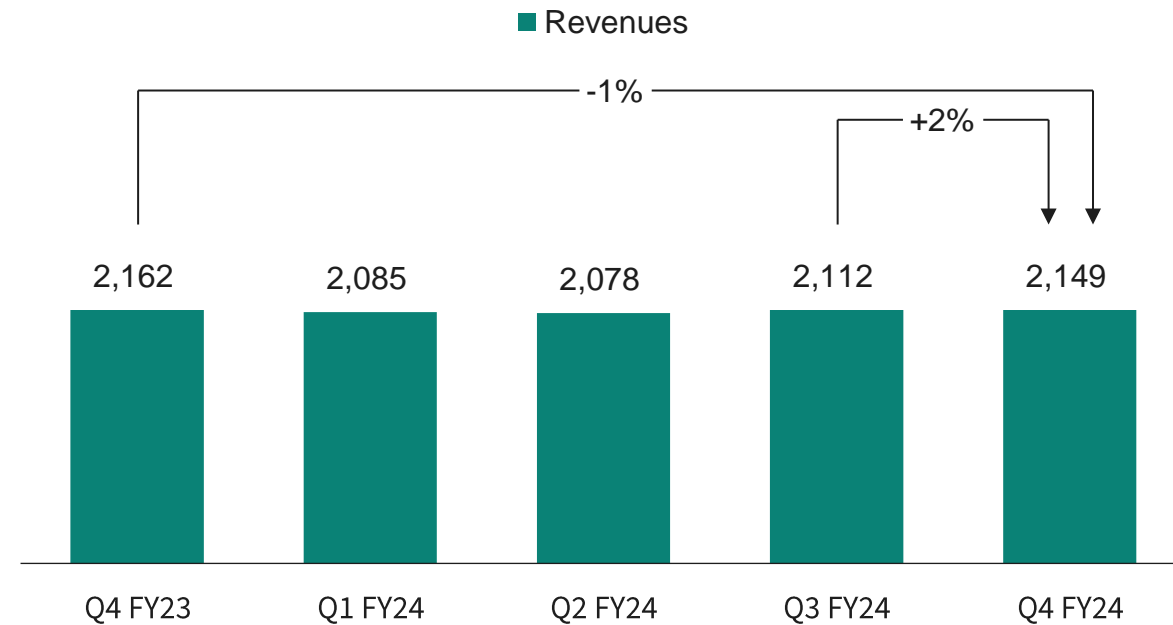
Automotive shapes the future of mobility with microelectronics enabling clean, safe, and smart cars



Core applications: Assistance systems and safety systems, comfort electronics, infotainment, powertrain, security, tachograph

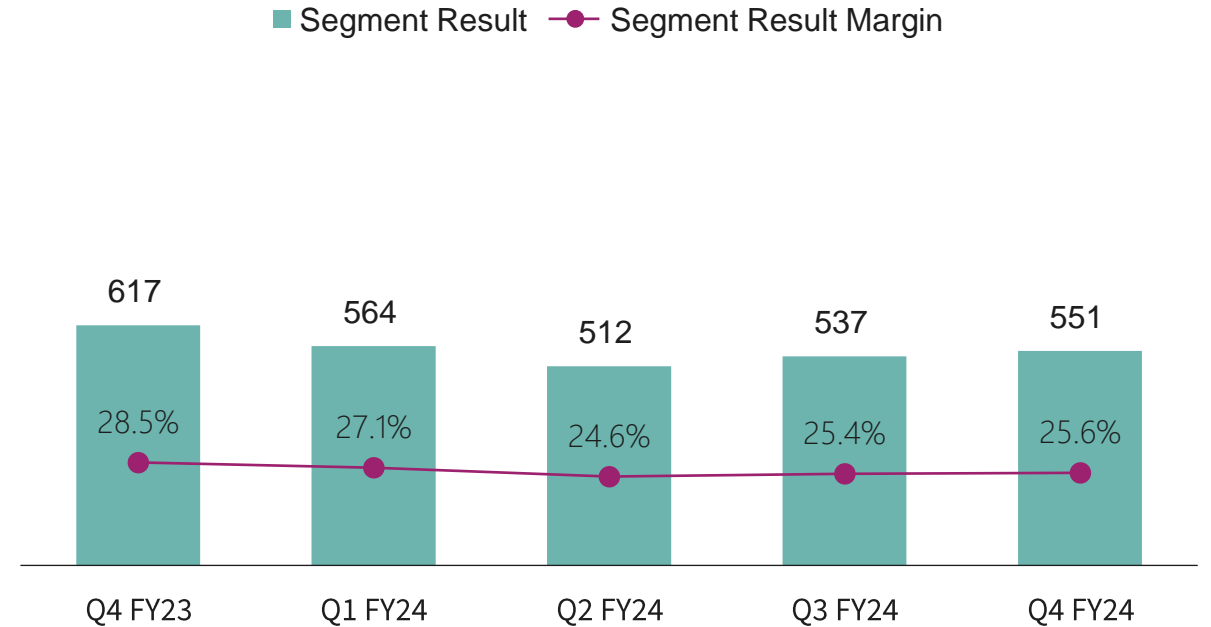
Revenues

[EUR m]



Segment Result

[EUR m]



Green Industrial Power



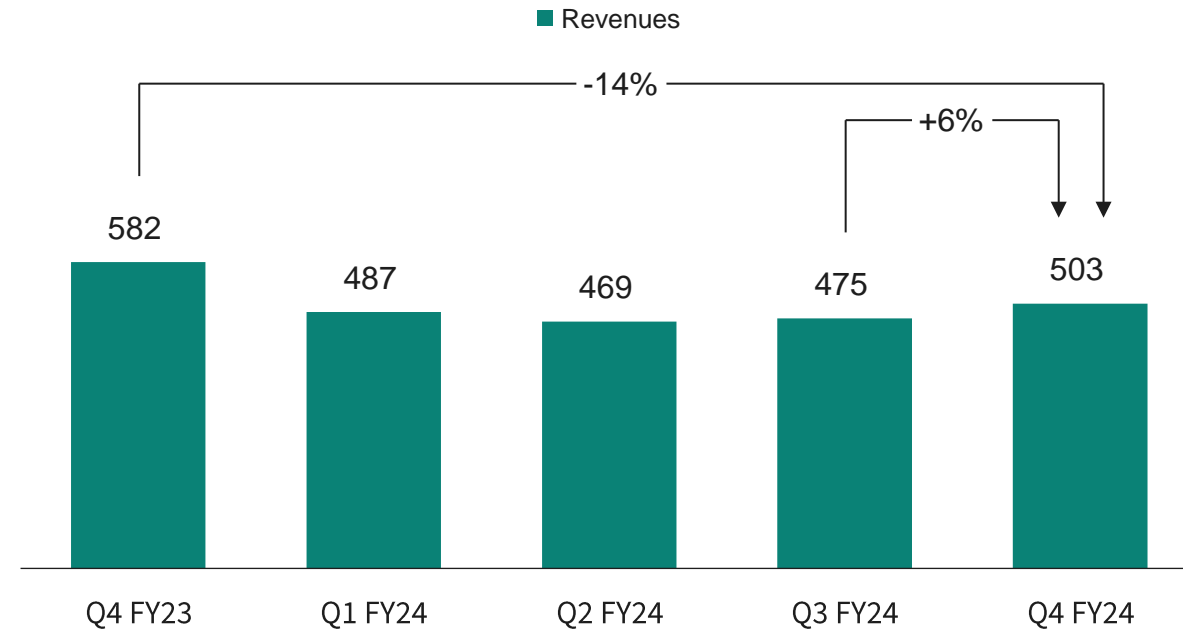
Green Industrial Power empowers a world of unlimited green energy



Core applications: Energy generation, energy storage, energy transmission, home appliances, industrial drives, industrial power supplies, industrial robotics, industrial vehicles, traction

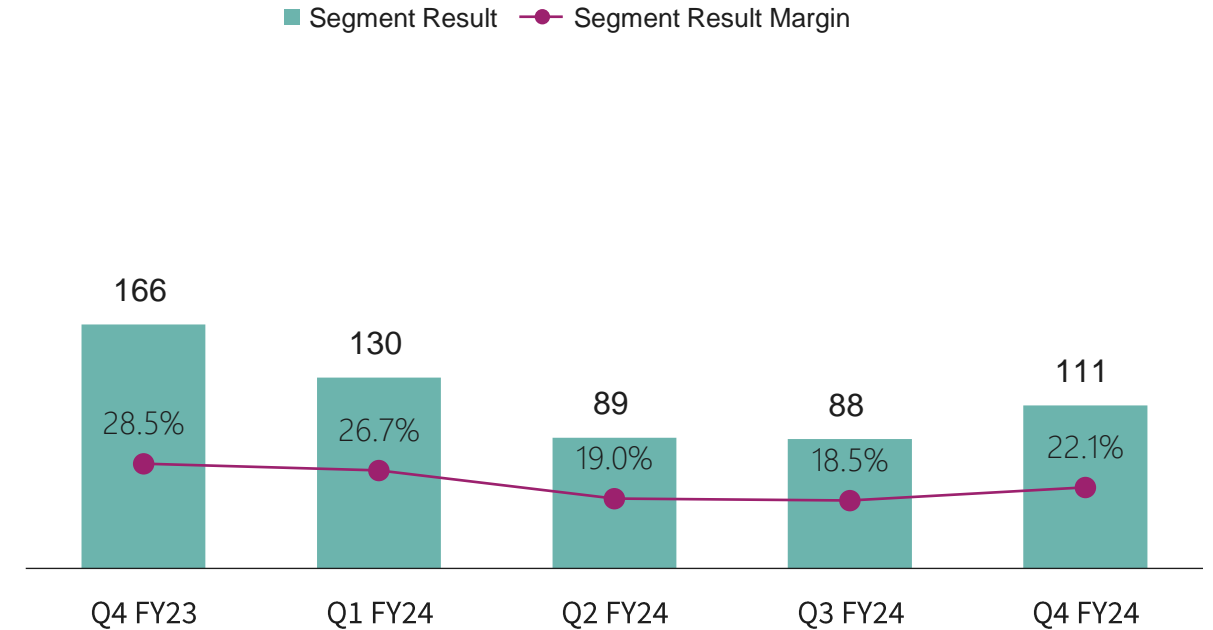
Revenues

[EUR m]



Segment Result

[EUR m]



Power & Sensor Systems



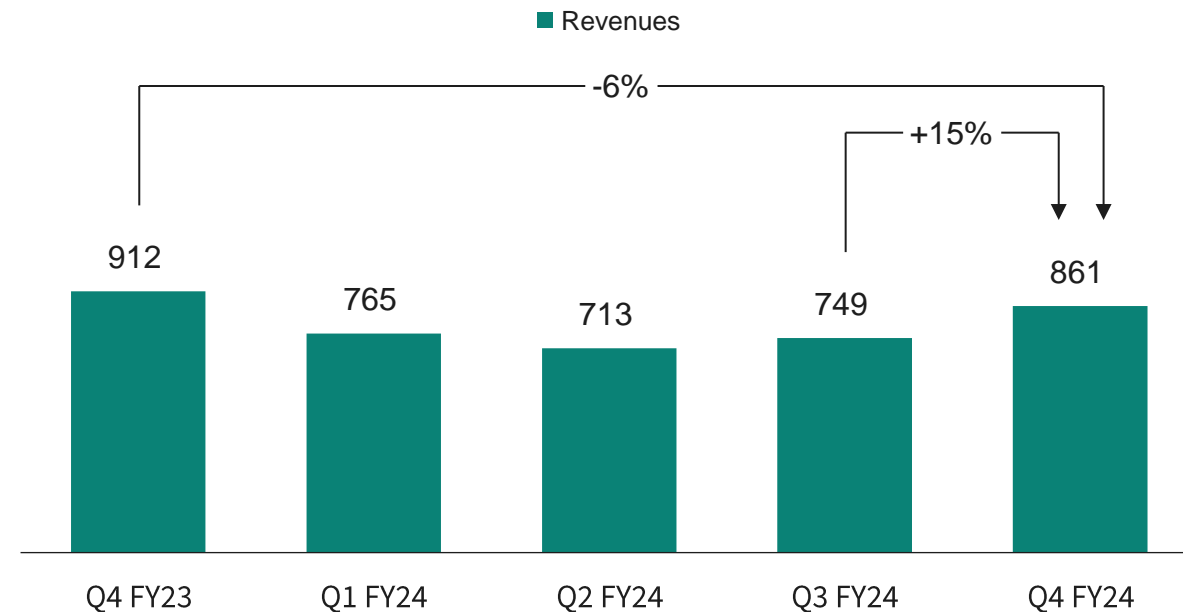
Power & Sensor Systems drives leading-edge power management, sensing, and data transfer capabilities



Core applications: (AI) Data centers, audio amplifiers, automotive electronics, battery-powered appliances, BLDC motor, cellular communications infrastructure, charging stations for electric vehicles, human-machine-interaction, IoT, LED and conventional lighting systems, Microinverter for roof-top systems, mobile devices, power management, special applications in harsh environments

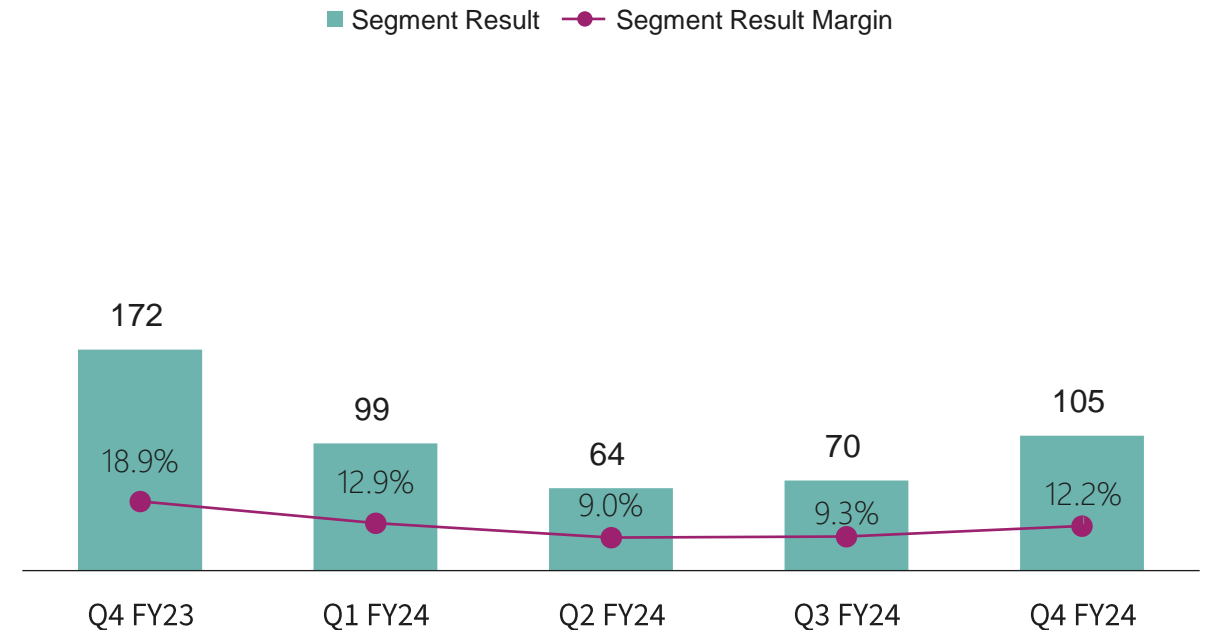
Revenues

[EUR m]



Segment Result

[EUR m]



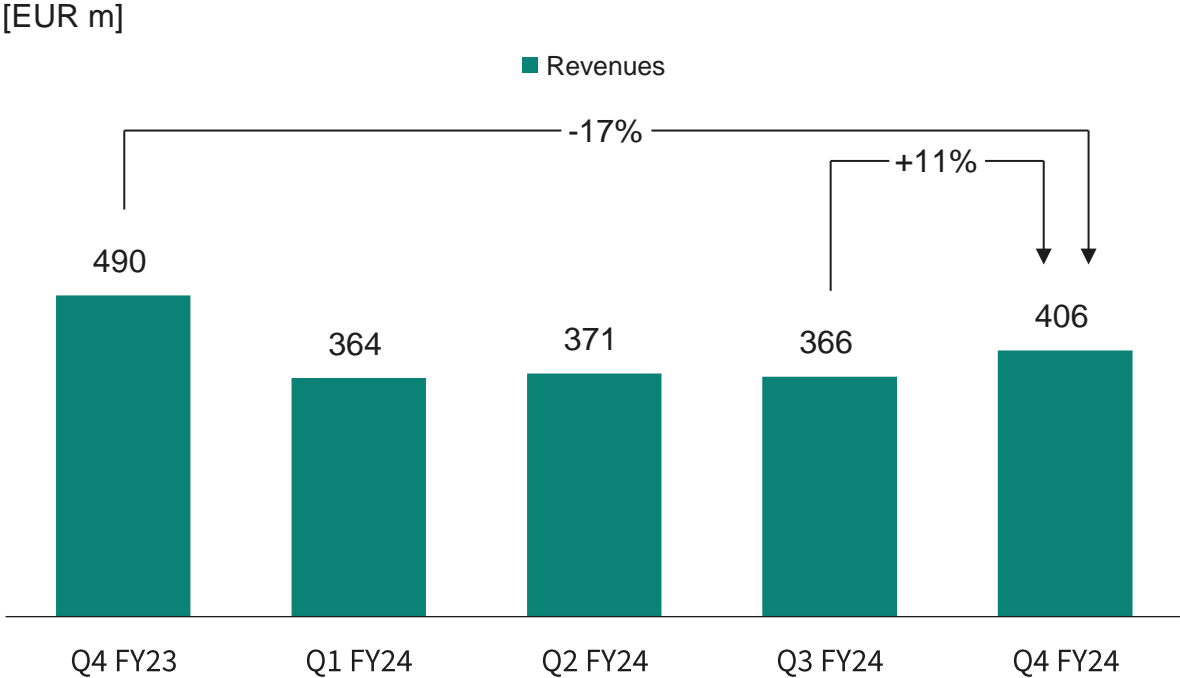
Connected Secure Systems



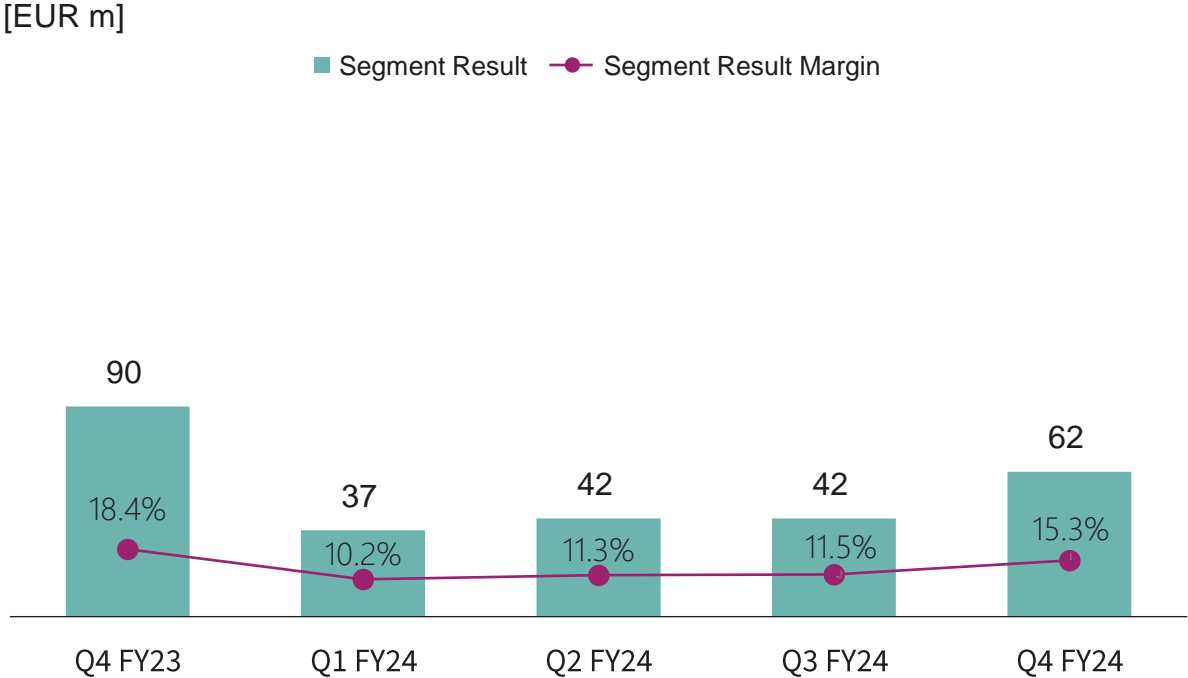
Connected Secure Systems creates the basis for IoT

Core applications: Authentication, automotive, consumer electronics, government identification documents, IoT, mobile communications, payment systems, access control, trusted computing

Revenues



Segment Result



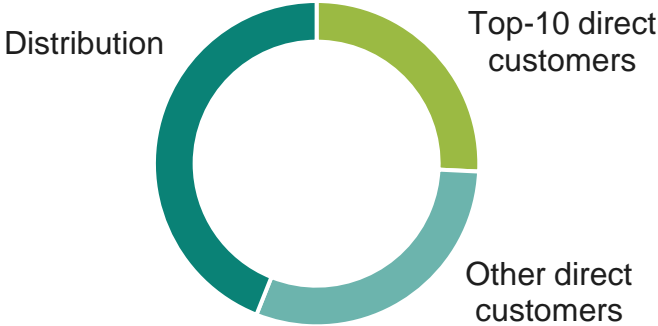
Well-balanced customer portfolio

Revenue by sales channel in FY 2024 (no customer represents more than 10% of total sales)

Distribution partners¹

Top-10 direct customers¹

EMS-Partner¹



¹ in alphabetical order

Close customer relationships are based on system know-how and application understanding



Automotive	Green Industrial Power	Power & Sensor Systems	Connected Secure Systems

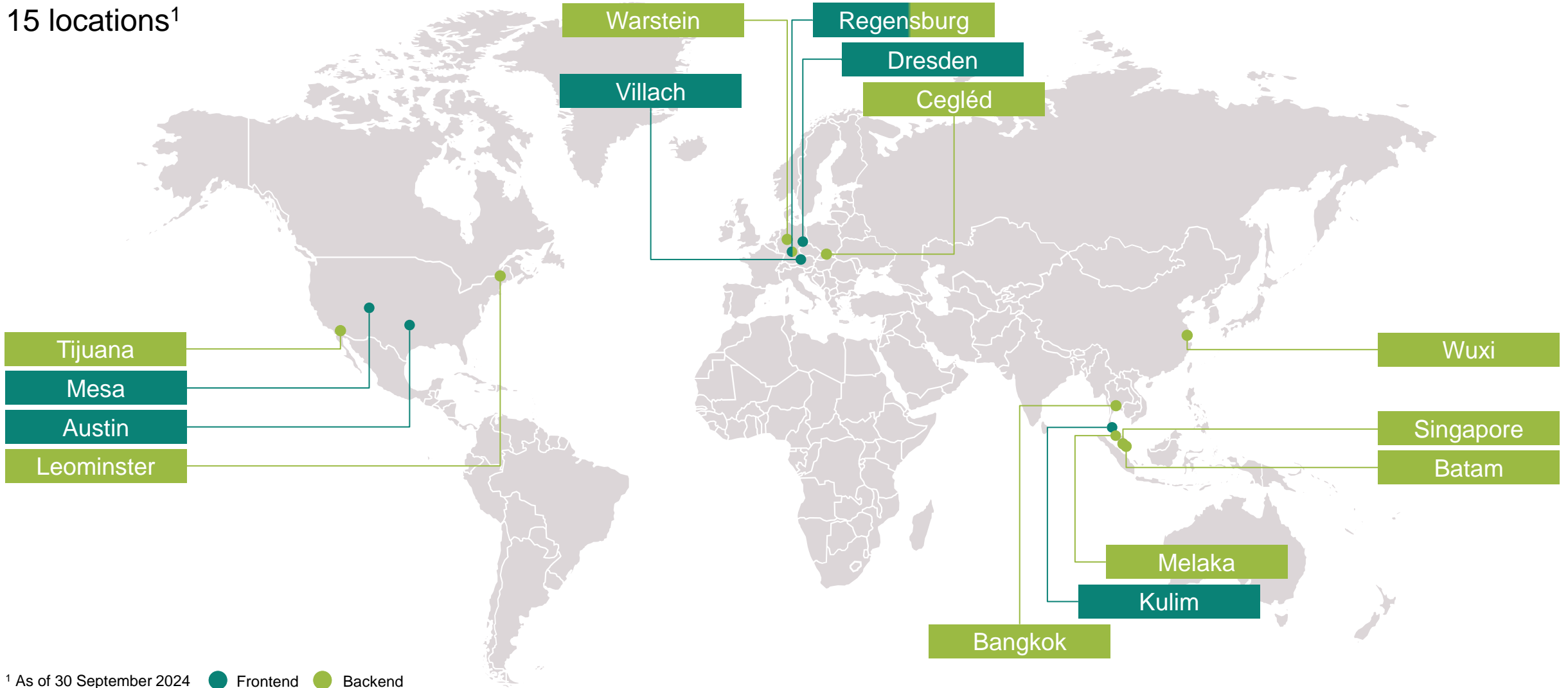
EMS-Partners

Distribution partners

Infineon is globally positioned with its network of Frontend and Backend manufacturing facilities



15 locations¹



¹ As of 30 September 2024 ● Frontend ● Backend

Our global Research and Development activities



About 13 percent

of Infineon's annual revenue goes into Research and Development (R&D). In fiscal year 2024, R&D investments amounted to about 2 billion euros.

29,900 patents and patent applications in the overall portfolio

show a high level of innovative strength and longterm competitiveness. In fiscal year 2024 alone, Infineon registered about 1,900 new patent applications.

Numerous innovative ecosystems

with tech companies, universities and research institutes are of great importance to Infineon.

71¹ sites in 27 countries and regions:

Americas	Kanata (Canada); Guadalajara, Tijuana (Mexico); Andover, Austin, Chandler, Colorado Springs, El Segundo, Irvine, Leominster, Lexington, Lynnwood, Morrisville, Murrieta, Portland, San Diego, San José and Warwick (all USA)
Asia Pacific	Bangalore (India); Batam (Indonesia); Bundang and Seoul (both Korea); Ipoh, Kulim, Melaka and Penang (all Malaysia); Muntinlupa (Philippines); Singapore (Singapore); Nonthaburi (Thailand); Hanoi (Vietnam)
Greater China	Chengdu, Shanghai, Shenzhen, Wuxi and Xi'an (all Mainland China); Hsinchu and Taipei (both Taiwan)
Japan	Nagoya, Sendai, Tokyo (all Japan)
Europe	Graz, Klagenfurt, Linz and Villach (all Austria); Le Puy-Sainte-Réparate (France); Augsburg, Dresden, Duisburg, Erlangen, Ilmenau, Langen, Neubiberg, Regensburg, Soest and Warstein (all Germany); Budapest and Cegléd (both Hungary); Cork and Dublin (both Ireland); Netanya (Israel); Padua and Pavia (both Italy); Brasov, Bucharest and Iasi (all Romania); Stockholm (Sweden); Zurich (Switzerland); Belgrad (Serbia); Bristol and Redhill (both UK); Lviv (Ukraine)

¹ as of 30 September 2024

Responsible action, sustainable profitable growth

Infineon ranks among the most sustainable companies in the world

- Sustainability at Infineon includes social, ecological, and economic values
- Infineon was one of the first semiconductor companies to voluntarily commit to the Ten Principles of the UN Global Compact
- Infineon meets global societal challenges such as climate protection, energy efficiency, and resource management with innovative products
- Infineon's climate target is to become carbon-neutral by 2030¹. Emissions are to be cut by 70 percent over the 2019 calendar year² levels by 2025
- External evaluation of the commitment:
 - MSCI ESG Research rates Infineon with AAA for the first time after receiving an AA rating in the previous five years
 - Included in the Dow Jones Sustainability Index family for the 14th year in a row
 - Awarded Gold status for six years in a row and in 2024 for the third time Platinum status by EcoVadis

¹ In terms of Infineon's direct and indirect energy- and heat-related emissions (Scope 1 and 2). | ² Including Cypress.
For further information: [Infineon Sustainability Report](#)



Infineon's Global Environmental Sustainability Strategy focuses on four areas of action



Sustainability at our sites

Our production facilities, buildings, and plants have a minimal footprint




In our supply chain

Infineon acts in an environmentally conscious and socially responsible manner across its supply chain



As part of our culture

Our employees make a voluntary contribution to creating a sustainable world



With our products

Our products are built into many different applications that make a significant contribution to decarbonization



"As Chief Digital and Sustainability Officer of Infineon Technologies, I will use my mandate to drive both - our digital and green transformation - together with our colleagues, customers, and partners around the world. This also means realizing new and disruptive ideas."

Elke Reichart

Chief Digital and Sustainability Officer



Infineon is committed to binding CO₂ reduction targets

- 1** | Carbon neutrality¹ by 2030 – primarily by avoiding direct emissions and increasing energy efficiency
- 2** | Expansion of climate strategy to the supply chain by committing to set a Science-Based Target to include Scope 3
- 3** | Infineon's products and solutions enable a net-zero economy and link the real and the digital world

¹ Scope 1 and 2

Corporate Social Responsibility: We create a net ecological benefit

In various areas of application (automotive electronics, industrial drives, photovoltaics as well as wind energy), our products can achieve CO₂ savings during their lifetime of around 130 million tons of CO₂ equivalents. Compared with the European electricity mix, this is around 17.6 percent of the annual net electricity production of the European Union.




Net ecological benefit: CO₂ emissions reduction of more than 127 million tons

¹ This figure takes into account manufacturing, transportation, own vehicles, travel, supplier-specific emissions, water/waste water, direct emissions, energy consumption, waste etc. as well as direct and indirect energy-related emissions by manufacturing service providers. It is based on data collected internally and publicly available conversion factors and relates to the 2024 fiscal year.

² This figure is based on internally established criteria, which are described in the explanatory notes. The figure relates to the 2023 calendar year and takes into account the following application areas: automotive electronics, industrial drives, photovoltaics as well as wind energy. CO₂ savings are calculated based on the potential savings generated by technologies in which semiconductors are used. The CO₂ savings are allocated based on Infineon's market share, semiconductor share and the lifetime of the technologies concerned, based on internal and external experts' estimations. Despite the fact that carbon footprint calculations are subject to imprecision due to the complex issues involved, the results are nevertheless clear.

As an early mover in the industry, Infineon provides customers with product carbon footprint data



Providing transparency from our corporate actions down to the individual product level



Enabling customers to gain deeper insights into their carbon footprint along their own value chain



Creating levers to foster more effective strategies for customers' own CO₂ emissions reduction



"By providing comprehensive product carbon footprint data, we are driving the vision of a net-zero society and enabling our customers to reduce carbon emissions even more effectively."

Elke Reichart

Chief Digital and Sustainability Officer

Infineon promotes respect for human rights, the environment and safe working conditions



Together for human rights

Our commitment to internationally recognized human rights principles and standards, namely International Bill of Human Rights and its Universal Declaration on Human Rights is reflected in our:

- **CSR Policy**
- **Human Rights Policy**
- **Business Conduct Guidelines**
- **Supplier Code of Conduct**

Any suspicion of human rights violations or concerns can be raised by any stakeholder to either our Human Rights Officer, Compliance or through our whistleblower hotline [Infineon Integrity Line](#).

Integrated Management Program for Environment, Energy, Safety & Health (IMPRES)

IMPRES is an internally developed management system which aims to fulfill the legal requirements and ensure:

- Efficient resources management
- High safety and health standards
- Environmental protection
- Efficient energy management

It is structured and certified in accordance with:



ISO
14001¹



ISO
45001¹



ISO
50001²

¹ Since 2005 Infineon has a worldwide certification at all major manufacturing sites and corporate headquarters. | ² Since 2012 Infineon is certified at the largest European manufacturing sites and corporate headquarters.

Infineon's employees create a better future together

At Infineon, 58,060¹ people from over 100 countries work together around the world to make life easier, safer, and greener. For more information, please visit www.infineon.com/career

Preethi Baran

Senior Director, Field Sales,
in Livonia



"It's motivating to work with our customers to transform our mobility through innovation, safety and security."

Thomas Wrzesinsky

Maintenance Technician,
in Dresden



"We maintenance technicians keep production moving. I appreciate the teamwork: when everyone pulls together to find the error and to get the equipment running again."

Marcel Kuba

Director, Field Application Engineering,
in Munich



"The acquisition of Cypress enables Infineon now to offer complete best in class system solutions for new automotive applications."

Dr. Pamela Lin

Senior Manager Data Scientist
Analytics, in Wuxi



"It's amazing how we use advance data analytics and AI techniques to create intelligent systems for solving complex business problems and driving manufacturing efficiency."

¹ As of 30 September 2024.

Our competitive advantage: Differentiating as quality leader

Our path

We do what we promise.
That's quality made by Infineon.

Our aspiration

Zero defect regarding the committed

- Functionality
- Time
- Reliability
- Volume and cost

Our foundation

International standards such as
ISO 9001, IATF 16949, AS 9100,
IEC 17025, ISO 26262





Find us on Social Media



www.facebook.com/infineon



www.instagram.com/infineon_technologies/



www.infineon.com/linkedin



www.twitter.com/infineon



www.youtube.com/c/InfineonTechnologiesAG

Disclaimer

Specific disclaimer for Omdia reports, data and information referenced in this document:

Information is not an endorsement of Infineon Technologies AG. Any reliance on these results is at the third party's own risk.

Specific disclaimer for S&P Global reports, data and information referenced in this document:

The S&P Global Mobility and S&P Global Commodity Insights reports, data and information referenced herein (the "S&P Global Materials") are the copyrighted property of S&P Global Inc. and its subsidiaries ("S&P Global") and represent data, research, opinions or viewpoints published by the relevant divisions within S&P Global, and are not representations of fact. The S&P Global Materials speak as of the original publication date thereof and not as of the date of this document. The information and opinions expressed in the S&P Global Materials are subject to change without notice and neither S&P Global nor, as a consequence, Infineon have any duty or responsibility to update the S&P Global Materials or this publication. Moreover, while the S&P Global Materials reproduced herein are from sources considered reliable, the accuracy and completeness thereof are not warranted, nor are the opinions and analyses which are based upon it. S&P Global and the trademarks used in the Data, if any, are trademarks of S&P Global. Other trademarks appearing in the S&P Global Materials are the property of S&P Global or their respective owners.

